

**2018
NCAA Div 1 Men's**



**Indoor
HEPTATHLON**



Fri-Sat, March 9-10, 2018

**Gilliam Indoor Track
Texas A&M University
College Station, Texas**

*Frank Zarnowski
DECA, The Decathlon Association
www.decathlonusa.typepad.com*

Media Guide

2018 NCAA Indoor Men's Heptathlon

Time Schedule:

All times are Central Standard times

Friday, March 9, 2018

60 Meter Dash	12:00 noon
Long Jump (2 runways)	12:40 pm
Shot Put (2 rings)	1:50
High Jump (2 pits)	3:00

*[National anthem- 5:20 pm and 1st running event 5:30 pm
Next field event is W weight throw& 5:00 pm]*



Saturday, March 10, 2018

60m Hurdles	12:00 noon
Pole Vault (2 pits)	12:50 pm
1000 Meters	4:00

*[National anthem- ??? pm and 1st running event 4:10 pm
Next field event is W high jump trials/finals & M shot put at 2:00 pm]*



Women's pentathlon on Friday: 12:15 pm-60H; 1:00 pm HJ; 3:00 SP; 4:00 LJ; 5:30 800m.

Qualifying Standards: [qualifying window: 2017 Indoor season- Top 16 scorers]

There is no longer an Automatic Indoor Heptathlon Score

[note: The last time an automatic qualifying standard was in place was 2011 and the auto standard was 5750 points. Also, there is no longer a provisional standard. The T&F Committee will accept 16 athletes. In 2016 the final (16th) qualifier was 5663. In 2017 it is 5688, one withdrew lowering it to 5685. In 2018 it was 5649. _____]

Results: Results in live time will be available at www.FlashResults.com



Qualifiers:

Actual NCAA q score#



6071	6005	Tim Duckworth	Kentucky-GBR'18	1/20	Invt, Clemson
5998	6023#	Hunter Veith	Wichita St'18	12/1	Shocker, Wichita
6016	6016	Tyler Adams	Sam Houston St'18	1/27	Texas Tech, Lubbock
5866	5866	Karl-Robert Saluri	Georgia-EST-18	1/27	Razorback, Fayetteville
5865	5865	TJ Lawson	Kent St'20	12/9	Golden Flash, Kent
5810	5810	Trent Nytes	Wisconsin'19	2/24	Big 10, Geneva
5777	5777	Gabe Moore	Arkansas'19	2/25	SEC, College Station
5758	5758	Nick Guerrant	Michigan St'20	2/24	Big 10, Geneva
5725	5725	Scott Filip	Rice'18	2/18	Conf USA, Birmingham
5716	5716	Johannes Erm	Georgia'21	2/25	SEC, College Station
5703	5703	Nathaniel Melcher	Houston-CAN'20	2/24	American, Birmingham
5680	5680	Teddy Frid	Minnesota'19	2/24	Big 10, Geneva
5663	5663	Zachary Lorbeck	Wisconsin'20	2/24	Big 10, Geneva
5647	5657	George Patrick	Texas'20	1/27	Texas Tech, Lubbock
5653	5653	Joe Delgado	Louisville'18	2/23	ACC, Clemson
5649	5649	Alex Bloom	Cincinnati'18	2/3	Thomas, College Station
[16]					
5634	5634	Jared Seay	Nebraska'19	2/24	Big 10, Geneva

#-NCAA qualifying score, adjusted score for track configuration

The Field.....



Top Row: Tyler Adams, Alex Bloom, Joe Delgado, Tim Duckworth, Johannes Erm, Scott Filip, Teddy Frid,
Second Row: Nick Guerrant, TJ Lawson, Zach Lorbeck, , **Bottom Row:** Nathaniel Melcher,; Gabe Moore, Trent Nytes,
 Jason Patrick, Karl-Robert Saluri, Hunter Vieth; **Alternate:** Jared Seay.



PR Page (alphabetical)

	<i>PR</i>	<i>60</i>	<i>1j</i>	<i>sp</i>	<i>hj</i>	<i>60h</i>	<i>pv</i>	<i>1000</i>
+Adams	6016'18	7.01	750	1237	220	7.98	464	2:37.62
+Bloom	5649'18	7.00	733	1278	216	8.38	475	2:46.50
+Delgado	5653'18	7.11	702	1374	198	8.41	470	2:37.77
+Duckworth	6165'17	6.77	787	1342	216	8.03	526	2:57.51
+Erm	5716'18	7.08	764	1351	193	8.21	475	2:40.41
+Filip	5785'15	6.89	758	1400	208	8.24	491	2:43.66
+Frid	5680'18	7.15	715	1251	199	8.09	485	2:41.00
+Guerrant	5758'18	7.03	734	1350	208	8.18	465	2:44.74
+Lawson	5865'18	7.06	756	1413	211	8.26	465	2:45.05
+Lorbeck	5663'18	6.97	715	1447	207	8.30	440	2:55.34
+Mechler	5703'18	7.08	743	1240	203	8.30	480	2:39.00
+Moore	5777'18	7.02	730	1431	202	8.08	470	2:44.50
+Nytes	5810'18	7.13	735	1419	212	8.34	448	2:44.60
+Patrick	5657'18	6.96	762	1324	201	8.09	460	2:48.92
+Saluri	6051'17	6.78	760	1443	190	8.30	496	2:36.92
+Vieth	5998'18	6.90	778	1376	209	7.94	510	2:47.18
Alternates:								
+Seay	5634'18	7.10	721	1329	214	8.17	457	2L56.83

NCAA adjusted-# qualifying score

Decathlon PR

6016	7259
5649	7401
5653	7590
6071	7973
5716	7593/8181jr
5725	7915
5680	6975
5758	6937
5685	7725
5663	-----
5703	7374
5777	7699
5810	7224
5657	7547jr
6051	8108
6023	7866
5634	7038

The Meet Record Book

1...NCAA I National Indoor Heptathlon Champions

2004	Donovan Kilmartin	Texas	6136	Fayetteville
2005	Maurice Smith	Auburn	6004	Fayetteville
2006	Donovan Kilmartin	Texas	6048	Fayetteville
2007	Donovan Kilmartin	Texas	5998	Fayetteville
2008	Gonzalo Barroilhet	Florida St	5998	Fayetteville
2009	Ashton Eaton	Oregon	5988	College Station
2010	Ashton Eaton	Oregon	6499WR	Fayetteville
2011	Miller Moss	Clemson	5986	College Station
2012	Curtis Beach	Duke	6138	Nampa
2013	Kevin Lazas	Arkansas	6175	Fayetteville
2014	Curtis Beach	Duke	6190	Albuquerque
2015	Luca Weiland	Minnesota	6070	Fayetteville
2016	Zach Ziemek	Wisconsin	6173	Birmingham
2017	Devon Williams	Georgia	6177	College Station
2018				

2....Records:

Most Wins:	3	Donovan Kilmartin	Texas	2004, 2006, 2007
	2	Ashton Eaton	Oregon	2009, 2010
		Curtis Beach	Duke	2012, 2014
Most Medals:	4	Donovan Kilmartin	Texas	2004(1), 2005(2), 2006(1), 2007(1)

3....Participation by Institution [2004-2017—entrants/not individuals] wait until final entries

13	Kansas St, Georgia, Wisconsin
12	Missouri, Texas
9	Oregon
7	Tennessee, Wichita St
6	Clemson, Nebraska, Florida, Northern Iowa, North Carolina, Arkansas
5	Arizona, UCLA, Minnesota
4	Duke, Stanford
3	California, Florida St, Arizona St, Texas-San Antonio, Texas-Arlington, Michigan
2	nine schools tied

4....Team Points Scored in Heptathlon by Institution [2004-2017, using 10-8-6-5-4-3-2-1 system]

		<i>[scorers and year]</i>
55	Georgia	[Uibo 13, 14, Scantling 13,15, 16,Williams15, Saluri16, Williams, Saluri 17]
54	Texas	[Kilmartin 04,05,06,07; Hardee 05, Olson 12, Hock 13, Mahler15, 17]
39	Wisconsin	[Fadel 04, Detmer 07, Cato 12-13, Ziemek 13,14,16]
32	Missouri	[Adcock 10,09,08; Rise 10,11; Udal 06,05]
31	Oregon	[Eaton 08,09,10; Klech 11, Keys 14]
23	Arkansas	[Lazas 12,13, 14, Nixon 12]
22	Minnesota	[Brandstatter'05, McGinnis'10, Weiland'15,'16]
21	Stanford	[Husted 06,07,Williams'15,17]
21	Florida St	[Barroilhet 08,09; Reteviold 09]
20	Arizona	[Arnold'06,07; Tonneson'16]
20	Duke	[Beach 12, 14]
18	Auburn	[Smith 04, 05]
16	Tennessee	[Addy 08; Helwick 05,06,07]
11	Kansas State	[Cleve 09; Derzanic 08; Draudvila 05; Silkauskas 11]
11	LSU	[Powell 06; Billott 06]
11	Nebraska	[Barrefors 09,12]
11	Texas-Arlington	[Martin 11,12,13]
10	North Carolina	[Sossah 10; Keller 09]
8	Northern Iowa	[Cepeda 07,08]

8	Buffalo	[Morgan14,15]
8	Kentucky	[Duckworth 17]

5...Top Marks in NCAA D-I meet [as of 1/31/18]

Score:

6499	WR	Ashton Eaton/Oregon	10
6190		Curtis Beach/Duke	14
6177		Devon Williams/Georgia	17
6175		Kevin Lazas/Arkansas	13
6173		Zach Ziemek/Wisconsin	16
6165		Jay Cato/Wisconsin	13
6165		Tim Duckworth/Kentucky	17
6138		Beach	12
6136		Donovan Kilmartin/Texas	04
6071		Garrett Scantling/Georgia	13
6070		Luca Weiland/Minn	15
6068		Scantling	15
6051		K-R Saluri/Georgia	17
6048		Kilmartin	06
6044		Maicel Uibo/Georgia-EST	14
6027		Pau Tonneson/Arizona	16
6004		Maurice Smith/Auburn	05
5998		Kilmartin	07
5996		Hunter Price/Colorado St	17
5995		Mike Morgan/Buffalo	15
5988		Eaton	09
5986		Miller Moss/Clemson	11

60 Meters

6.71		Ashton Eaton/Oregon	10
		Trey Hardee/Texas (dnf)	06
6.73		Mantas Silkauskas/Kan St	12(dnf)
6.75		Zach Ziemek/Wisconsin	16
6.77		Tim Duckworth/Kentucky	17
6.78		Mantas Silkauskas/Kan St	11
6.79		Karl-Robt Saluri/Georgia	17
6.84		Jangy Addy/Tennessee	08
6.87		Luca Weiland/Minnesota	16
6.86		Eaton	09
6.88		Addy (dnf)	07
		Silkauskas	10
6.90		Kevin Lazas/Arkansas	13
		Bilal Abdullah/Kennesaw	15
6.91		Miller Moss/Clemson	11

Long Jump

7.83 (25-8¼)		Devon Williams/Georgia	17
7.77 (25-6)		Tim Duckworth/Kentucky	17
7.73 (25-4½)		Ashton Eaton/Oregon	10
7.67 (25-2)		Jay Cato/Wisconsin	13
		Curtis Beach/Duke	14
7.65 (25-1)		Mantas Silkauskas/K St	11
		Bilal Abdullah/Kennesaw	15
7.64 (25-¾)		Trey Hardee/Texas (dnf)	06
		Kurt Felix/Boise St (dnf)	12
7.61 (24-11¾)		Cato	12
		Luca Weiland/Minnesota	15
7.60 (24-11½)		Gray Horn/Florida	12
7.58		Karl-Robt/Saluri/Georgia	17
7.56 (24-9¾)		Donovan Kilmartin/Texas	06

7.55 (24-9¼)		Kevin Lazas/Arkansas	13
		Hunter Veith/Wichita St	17
7.53 (24-8½)		Luca Weiland/Minnesota	16
7.52 (24-8)		Beach	12
7.50 (24-7¼)		Steve Bastien/Michigan	15
7.49 (24-7)		Josh Hustedt/Stanford	08
7.48 (24-6½)		Zach Ziemek/Wisconsin	16
7.46 (24-5¾)		Chris Helwick/Tennessee	06

Shot Put

16.55 (54-3 ½)		Lindon Victor/Tex A&M	17
16.16 (53-¼)		Maurice Smith/Auburn	05
16.07 (52-8¾)		Lars Rise/Missouri	09
15.97 (52-5)		Marcus Nilsson/UCLA	14
15.82 (51-11)		Rise	10
15.80 (51-10)		Jangy Addy/Tennessee	08
15.75 (51-8 ¼)		Rise	11
15.58 (51-1 ½)		Victor	16
15.57 (51-1)		Garrett Scantling/Georgia	16
15.47 (50-9¼)		Will Thomas/UConn	04
15.39 (50-6)		Scantling	15
15.33 (50-3½)		Smith	04
15.31 (50-2¾)		Darion Powell/LSU	06
15.20 (49-10½)		Addy (dnf)	07
15.09 (49-6)		R.J. McGinnis/Minn	10
15.00 (49-2½)		Kevin Lazas/Arkansas	13

High Jump

2.16 (7-1)		Tim Duckworth/Kentucky	17
		Jonathan Wells/Illinois	17
2.15 (7-½)		Kurt Schneider/Mich St	14
		Pau Tonneson/Arizona	14
2.13 (6-11¾)		Mike Morgan/Buffalo	15
		Garrett Scantling/Georgia	15
		Bilal Abdullah/Kennesaw	15
		Scantling	16
2.12 (6-11½)		Dakotah Keys/Oregon	14
		Maicel Uibo/Georgia	14
2.11 (6-11)		Ashton Eaton/Oregon	10
		Jay Cato/Wisconsin	13
		Scantling	13
2.10 (6-10¾)		Abdullah	16
		John Seals/George Mason	17
		Austin Jamerson/Cornell	17
2.08 (6-9¾)		Donovan Kilmartin/Texas	04
		Nick Adcock/Missouri	08
		Mateo Sossah/N Carolina	08
		Sossah	10
		Jeremy Taiwo/Wash	11
		Cato	12
		Cory Holman/Georgia	12
		Kurt Felix/Boise St (dnf)	12

60m Hurdles

7.75	Devon Williams/Georgia	17
7.76	Trey Hardee/Texas (dnf)	06
7.77	Ashton Eaton/Oregon	10
7.80	Mantas Silkauskas/K St	11
7.85	Williams	15
7.86	Fred Townsend/S Carolina	04
	Jangy Addy/Tennessee	08
	Bilal Abdullah/Kennesaw	16
7.87	Abdullah	15
7.88	Maurice Smith/Auburn	05
7.88	David Klech/Oregon	11
7.90	Eaton	09
7.91	Jay Cato/Wisconsin	12
7.93	Gray Horn/Florida (dnf)	12

Pole Vault

5.45 (17-10½)	Alex McCune/Akron	14
5.40 (17-8½)	Donovan Kilmartin/Texas	04
	Kevin Lazas/Arkansas	13
	Zach Ziemek/Wisconsin	13&16
5.30 (17-4½)	Kilmartin	06
	Jake Arnold/Arizona	07
	Dan Gooris/N Iowa	12
	Jay Cato/Wisconsin	13
	Pau Tonneson/Arizona	16
5.26 (17-3)	Tim Duckworth/Kentucky	17
	Harrison Williams/Stanford	17
5.25 (17-2¾)	Ziemek	14
	Lazas	14
5.20 (17-¾)	Chris Helwick/Tennessee	06
	Kilmartin	07
	Brock Sprandl/Minnesota	10
	Cato	11
	Cato	12
	Lazas	12

1000m

2:23.68 WR	Curtis Beach/Duke	12
2:27.88 WR	Beach	10
2:28.76	Beach	14
2:29.42 WR	Joe Detmer/Wisconsin	07
2:29.78	Beach	11
2:32.15	David Klech/Oregon	11
2:32.22	Mateo Sossah/N Carolina	10
2:32.64	Sossah	08
2:32.67	Ashton Eaton/Oregon	10
2:33.32	Wolf Mahler/Texas	15
2:34.35	Jeremy Taiwo/Washington	11
2:35.03	Chris Dickman/Wichita St	08
2:35.26	Mat Clark/N Iowa	08

6. Recent NCAA I Meet Results

2017

3/10-11 NCAA I Champs, Gilliam Indoor Track, Texas A&M, College Station, TX

6177	Williams, Devon/Georgia'17	6.88	783	1411	195	7.75	476	2:41.26
6165	Duckworth, Tim/Kentucky-GBR'18	6.77	777	1308	216	8.10	526	3:04.24
6051	Saluri, Karl-Robert/Georgia-EST'18	6.79	758	1441	186	8.33	496	2:36.92
5996	Price, Hunter/Colorado St'18	6.94	730	1327	204	8.01	466	2:37.99
5976	Victor, Lindon/TexasA&M-GRN'17	6.99	723	1655	207	8.43	476	2:51.14
5970	Williams, Harrison/Stanford'18	7.02	703	1334	195	8.23	526	2:39.45
5791	Mahler, Wolf/Texas'17	6.94	700	1238	192	8.31	486	2:34.15
5786	Wells, Jonathan/Illinois'18	7.13	744	1367	216	8.11	476	3:09.21
5760	Veith, Hunter/Wichita St'18	7.00	755	1241	195	8.15	496	2:56.44
5630	Neilsen, Kevin/BYU'18	7.12	734	1191	195	8.44	476	2:44.47
5527	Modin, Mitch/Oregon'17	7.13	710	1316	195	8.35	466	2:55.01
5519	Moore, Gabe/Arkansas'19	7.15	669	1351	195	8.49	466	2:44.58
5509	Jamerson, Austin/Cornell'17	7.17	722	1247	210	8.34	406	2:50.84
5447	Seals, John/George Mason'19	7.13	697	1235	210	8.22	466	3:12.70
4119	Bastien, Steven/Michigan'17	6.96	743	1312	192	8.34	nh	dnf
dnf	Wasik, Steele/Texas'18	7.14	685	1372	198	inj	dnf	nh dnr

16s,15f.



2016

3/11-12 NCAA I Champs, CrossPlex, Birmingham, AL

6173	Ziemek, Zach/Wiscinsin'16	6.75	748	1453	204	8.31	540	2:53.53
6027	Tonneson, Pau/Arizona-ESP'16	7.25	654	1457	201	8.24	530	2:48.29
5951	Scantling, Garrett/Georgia'16	6.99	728	1573	213	8.35	500	3:04.81
5937	Williams, Harrison/Stanford'18	6.96	689	1351	198	8.12	510	2:39.75
5919	Wieland, Luca/Minnesota-GER'17	6.87	753	1390	198	8.23	500	2:55.77
5900	Abdullah, Bilal/Kennesaw St'16	6.92	743	1227	210	7.86	470	2:54.85
5856	Saluri, Karl-Robert/ Georgia-EST'18	6.78	729	1443	189	8.30	460	2:41.89
5810	Bastien, Steven/Michigan'17	6.95	744	1211	201	8.36	470	2:41.98
5762	Anderson, Dylan/Indiana'16	7.03	693	1342	201	8.20	510	2:55.03
5510	Victor, Lindon/Texas A&M-GRN'17	7.00	692	1558	201	9.13	450	2:54.58
5509	Modin, Mitch/Oregon'16	7.07	711	1269	198	8.24	460	2:59.87
5364	Cheval, Thomas/Oklahoma'18	7.08	695	1262	201	8.32	420	2:58.57
5062	Duckworth, Tim/Kentucky-GBR'18	7.34	703	1133	198	8.74	450	3:10.94
3931	McCune, Alex/Akron'16	7.07	678	1390	186	8.29	nh	dnf
dnf	Uibo, Maicel/Georgia-EST'16	7.21	711	1447	207	9.00	withdrew	
dns	Wasik, Steele/UCLA'18 - injured							

16s,14f [final qualifier = 5663]



2015

3/13-14 NCAA D-I Champs, Randal Tyson Center, U of Arkansas, Fayetteville, AR

6070	Wieland, Luca/Minnesota-GER'17	7.01	761	1456	207	8.13	475	2:45.35
6068	Scantling, Garrett/Georgia'16	7.11	688	1539	213	8.00	495	2:44.57
5995	Morgan, Mike/Buffalo'16	7.12	740	1349	213	8.29	485	2:42.30
5941	Abdullah, Bilal/Kennesaw St'16	6.90	765	1098	213	7.87	455	2:47.55
5835	Williams, Devon/Georgia'16	7.04	736	1357	192	7.85	455	2:43.10
5747	Mahler, Wolf/Texas'17	7.02	675	1251	192	8.31	495	2:33.32
5669	Ehrhardt, Tim/Michigan St'17	7.04	747	1106	192	8.87	515	2:40.99
5664	Bastien, Steve/Michigan'17	7.04	750	1212	189	8.51	455	2:36.85
5605	Anderson, Dylan/Indiana'16	7.11	672	1378	204	8.42	485	2:55.03
5382	Keller, Stephen/Indiana'16	7.30	678	1278	204	9.14	475	2:46.95
5348	Green, Justin/Colorado St'15	7.32	647	1226	192	8.38	475	2:45.84
5177	McPherson, Mike/Utah Valley'15	7.07	676	1011	189	8.42	425	2:46.94
4966	Dorsey, Andre/Kennesaw St'16	7.54	675	1430	204	8.89	365	3:03.38
4794	Filip, Scott/Rice'17	6.99	720	1351	198	8.97	nh	2:45.75

dnf	Uibo, Maicel/Georgia-EST'16	7.43	withdrew
dnf	Nilsson, Marcus/UCLA-SWE'15	7.48	withdrew

16s,14f [final qualifier= 5546]



2014

3/14-15 NCAA D-I, Convention Center, Albuquerque, NM

6190	Beach, Curtis/Duke'14	7.06	767	1211	206	8.12	505	2:28.76
6044	Uibo, Maicel/Georgia'16	7.16	737	1377	213	8.25	505	2:43.06
5973	Lazas, Kevin/Arkansas'14	6.97	727	1420	200	8.31	525	2:50.08
5942	Keys, Dakotah/Oregon'14	7.15	706	1342	212	8.18	495	2:42.67
5913	Ziemek, Zach/Wisconsin'15	6.90	722	1323	203	8.20	525	2:56.74
5837	McCune, Alex/Akron'15	6.98	724	1311	191	8.11	545	2:58.92
5766	Morgan, Mike/BYU'16	7.00	713	1218	203	8.17	475	2:45.06
5760	Nilsson, Marcus/UCLA'14	7.24	685	1597	191	8.31	485	2:42.94
5726	Tonneson, Pau/Arizona'15	7.32	703	1397	215	8.50	505	2:58.79
5686	Schneider, Kurt/Michigan St'14	7.07	708	1279	215	8.39	435	2:47.25
5557	Dick, Devin/Kansas St'14	7.14	714	1387	191	8.34	485	2:59.32
5476	Emry, Austin/Montana'14	7.19	711	1265	203	8.09	435	2:59.61
5449	Green, Justin/Colorado St'15	7.32	683	1170	200	8.33	505	2:57.81
5401	Dalton, Chase/BYU'14	7.23	697	1238	194	8.55	465	2:49.09
2963	Bahner, Austin/Wichita St'14	7.11	706	1267	182	dnf	nh	dnf
dnf	Cato, Jay/Wisconsin'14	7.13	743	1303	nh	withdrew		

16s,15f [cutoff 5568]



2013

3/8-9 NCAA D-I Champs, Randall Tyson Center, U of Arkansas, Fayetteville, AR

6175	Lazas, Kevin/Arkansas	6.90	755	1500	199	8.27	540	2:49.00
6165	Cato, Jay/Wisconsin	7.08	767	1213	211	7.95	530	2:45.26
6071	Scantling, Garrett/Georgia	7.07	704	1412	211	8.10	510	2:47.07
5975	Uibo, Maicel/Georgia-EST	7.19	736	1364	202	8.28	510	2:39.72
5937	Ziemek, Zach/Wisconsin	7.01	722	1273	205	8.37	540	2:50.06
5873	Hock, Johannes/Texas-GER	7.03	738	1497	190	8.28	490	2:46.92
5793	Lillejord, Andy/N Dakota St	6.98	733	1277	190	8.40	510	2:44.93
5772	Martin, Romain/Tex-Arl-FRA	7.14	697	1412	199	8.23	480	2:44.14
5757	Keys, Dakotah/Oregon	7.14	720	1304	202	8.27	470	2:43.39
5568	McCune, Alex/Akron	7.11	714	1248	184	8.27	500	2:51.00
5559	Mohl, Jeff/Montana St	7.08	692	1205	187	8.31	490	2:44.02
5486	Emry, Austin/Montana	7.16	632	1304	202	8.17	390	2:51.67
5467	Miller, Ethan/N Iowa	7.09	709	1158	199	8.24	440	2:51.24
5386	Dick, Devin/Kansas St	7.35	708	1314	193	8.35	440	2:51.68
5386	Nilsson, Marcus/UCLA	7.37	652	1460	184	8.50	460	2:41.88
5333	Bahner, Austin/Wichita St	7.00	709	1291	190	8.71	440	2:56.57

16s,16f



2012

3/9-10 NCAA D-I Indoor Champs, Jackson Center, Nampa, ID

6138	Beach, Curtis/Duke	7.03	752	1262	199	8.15	490	2:23.63
6082	Cato, Jahpeth/Wisconsin	7.08	761	1254	208	7.91	520	2:49.34
5930	Lazas, Kevin/Arkansas	7.03	745	1426	196	8.35	520	2:50.85
5894	Barrefors, Björn/Nebraska-SWE	7.10	729	1470	196	8.04	500	2:52.06
5880	Martin, Romain/Texas-Arlington-FRA	7.11	716	1300	202	8.13	500	2:43.36
5873	Holman, Cory/Georgia	6.97	742	1231	208	7.99	450	2:45.08
5868	Olson, Petter/Texas-SWE	7.06	713	1340	196	8.13	490	2:39.97
5859	Nixon, Gunnar/Arkansas	7.09	736	1350	205	8.39	460	2:39.98
5662	Gooris, Dan/N Iowa	7.31	661	1436	193	8.45	530	2:46.88
5571	Murphy, Isaac/Texas	6.92	712	1245	181	8.39	480	2:45.49
5511	Nilsson, Marcus/UCLA-SWE	7.34	687	1308	187	8.48	480	2:38.62
5456	Gresziak, Dave/Wisconsin	7.44	659	1300	202	8.41	490	2:50.87
dnf	Horn, Gray/Florida	7.00	760	1388	199	7.93	inj	withdrew



dnf	Felix, Kurt/Boise St-GRN	7.17 764 1307 208 8.43	nh withdrew
dnd	Staven, Asa/Montana St	7.19 676 1223 193 8.34	in j withdrew
dnf	Silkauskas, Mantas/Kansas St-LTH	6.73 737 1245 190	dnf withdrew

16s,12f

2011

3/11-12 8th NCAA D-I Champs, Texas A&M, College Station, TX

5986	Moss, Miller/Clemson	6.91 716 1358 202 7.94 490	2:45.15
5902	Rise, Lars/Missouri-NOR	7.20 725 1575 199 8.32 470	2:40.52
5897	Martin, Romain/Texas-Arlington-FRA	7.15 720 1354 205 8.19 490	2:42.99
5890	Horn, Gray/Florida	7.01 729 1289 202 8.12 470	2:39.96
5872	Morrison, Mike/California	7.09 735 1283 196 8.32 510	2:41.69
5831	Klech, David/Oregon	7.08 734 1068 211 7.88 420	2:32.15
5822	Silkauskas, Mantas/Kansas St-LIT	6.78 765 1265 196 7.80 430	2:52.43
5780	Taiwo, Jeremy/Washington	7.06 728 1195 208 8.14 420	2:34.35
5779	Barrefors, Bjorn/Nebraska-SWE	7.12 720 1430 199 8.22 480	2:50.50
5722	Cleve, Moritz/Kansas St-GER	7.17 690 1393 193 8.21 470	2:38.01
5680	Felix, Kurt/Boise St-GRN	7.05 741 1338 205 8.55 420	2:42.91
5649	Sossah, Mateo/North Carolina-FRA	7.36 687 1353 196 8.25 470	2:37.55
5637	Beach, Curtis/Duke	7.13 723 1082 196 8.42 450	2:29.78
5596	Lazas, Kevin/Arkansas	7.12 714 1328 196 8.59 480	2:49.54
5436	Cato, Jay/Wisconsin	7.25 697 1126 193 8.27 520	3:02.03
dnf	Bray, Wesley/Houston	7.17 704 1332 184	withdrew

16s,15f.



2010

3/12-13 NCAA Div I Championships, U of Arkansas, Fayetteville, AK

6499	Eaton, Ashton/Oregon	6.71 773 1312 211 7.77 510	2:32.67 PR, FHR, MR, CR, AR, WR
5886	Sossah, Mateo/North Carolina-FRA	7.45 707 1407 208 8.31 480	2:32.22 PR
5826	Morrison, Mike/California	7.03 735 1277 193 8.23 500	2:44.15 PR
5763	Adcock, Nick/Missouri	7.12 705 1419 190 7.94 470	2:44.23
5710	Rise, Lars/Missouri-NOR	7.32 712 1582 193 8.45 470	2:44.40 PR
5676	McGinnis, R.J./Minnesota	7.17 689 1509 199 8.10 410	2:39.92
5652	Dickman, Chris/Wichita St	6.93 675 1147 196 8.54 490	2:36.04 PR
5638	Moss, Miller/Clemson	7.00 693 1252 193 8.15 450	2:39.68
5569	Spandl, Brock/Minnesota	7.22 685 1098 193 8.23 520	2:46.46
5565	Barrefors, Bjorn/Nebraska-SWE	7.10 709 1387 199 8.11 460	3:04.08
5533	Beach, Curtis/Duke	7.31 704 1150 193 8.56 450	2:27.88
5525	Barrineau, Tommy/Georgia	7.28 655 1330 190 8.45 500	2:42.20
5507	Silkauskas, Mantas/Kansas St-LIT	6.88 735 1241 190 8.04 410	2:54.19
dnf	Horn, Gray/Florida	7.03 710 1173 202 10.78 440	dns
dnf	Robinson, Robert/CSU-Northridge	7.11 662 1209 184	withdrew

16s,14 [final qualifier was 5540]

2009

3/13-14 6th NCAA D-1 Heptathlon, Texas A&M, College Station, TX

5988	Eaton, Ashton/Oregon	6.86 739 1168 202 7.90 510	2:47.68
5879	Barroilhet, Gonzalo/Fla St-CHI	7.12 717 1389 199 7.99 510	2:52.11
5795	Barrefors, Bjorn/Nebraska-SWE	7.13 738 1427 193 8.09 480	2:50.57
5719	Adcock, Nick/Missouri	7.17 688 1461 202 8.24 460	2:45.74
5657	Cleve, Moritz/Kansas St-GER	7.22 693 1365 193 8.15 480	2:45.43
5620	Rietveld, Pella/Florida St-NED	7.16 675 1372 187 8.20 490	2:44.08
5589	Keller, Daniel/North Carolina	7.42 690 1344 199 8.51 510	2:49.26
5532	Strang, John/Utah St	6.96 734 1036 205 8.25 430	2:50.51
5528	Rise, Lars/Missouri-NOR	7.30 723 1607 187 8.65 450	2:51.31
5454	Ayers, Michael/Tennessee	7.13 699 1303 193 8.70 470	2:50.10
5423	Bishoff, Matt/N Dakota St	7.34 704 1269 202 8.66 470	2:54.15



5389	Taiwo, Jeremy/Washington	7.17 727 1228 199 8.31 370 2:43.90
4926	LaRue, Brent/Wake Forest	7.03 660 nm 196 8.16 480 2:49.03
4769	Horn, Gray/Florida	7.16 728 1249 199 8.33 nh 2:53.22

14s, 14f **Records:** 60m, Eaton's mark break NCAA D-I meet record of 6.92 by Trey Hardee/Texas, Fayetteville, 2005; Rise's shot put of 16.07m/52-8¾ breaks own facility record of 15.28m/50-1¾ at Big 12, 2009; 60mH, Eaton's mark betters Fieldhouse record of Mantas Silkauskas 7.99 at Big 12 earlier in season.

2008

3/14-15 NCAA Champs, Randall Tyson Track, U of Arkansas, Fayetteville, AK

5951	Barroilhet, Gonzalo/Florida St	7.19 742 1374 202 7.98 505 2:49.30
5836	Hustedt, Josh/Stanford	7.22 749 1132 202 8.10 505 2:44.10
5791	Morrison, Mike/Florida	7.13 731 1210 199 8.39 515 2:45.05
5776	Adcock, Nick/Missouri	7.14 680 1382_208 8.10 445 2:39.56
5683	Addy, Jangy/Tennessee	6.84 687 1580 184 7.86 445 2:56.51
5676	Eaton, Ashton/Oregon	6.93 728 1087 184 7.96 475 2:40.90
5657	Cepeda, Raven/Northern Iowa	7.09 657 1491 187 8.26 505 2:48.76
5645	Derzanic, Rok/Kansas St	7.06 728 1217 196 8.30 435 2:38.04
5623	Johnson, Justin/CS-Northridge	7.16 721 1217 205 8.10 415 2:42.13
5621	Sossah, Mateo/North Carolina	7.48 689 1350 208 8.36 425 2:32.64
5613	Clark, Mat/Northern Iowa	7.14 721 1297 193 8.72 455 2:35.26
5604	Cleve, Moritz/Kansas St	7.19 675 1318 193 8.24 455 2:36.03
5451	Hynes, Duane/Princeton	7.34 691 1233 199 8.62 465 2:43.21
5398	Slupkowski, Krsysztof/Wichita St	7.05 627 1342 196 8.27 455 2:52.73
5499	Dickman, Chris/Wichita St	7.07 685 1088 190 8.70 485 2:35.03
5055	Shotwell, Frank/Michigan	7.24 668 1159 184 8.58 435 2:54.71

16s, 16f. **Records:** Meet records in 60m, high jump, 60m Hurdles.

2007

3/9-10 4th NCAA I Champs, U of Arkansas, Fayetteville, AK

5998	Kilmartin, Donovan/Texas	7.12 714 1454 207 3316 8.26 520 2:47.44
5909	Arnold, Jake/Arizona	7.24 670 1483 198 3106 8.11 530 2:42.62
5864	Cepeda, Raven/Northern Iowa	7.17 671 1529 192 3108 8.11 510 2:41.09
5837	Hustedt, Josh/Stanford	7.11 727 1194 201 3138 8.03 490 2:42.60
5761	Detmer, Joe/Wisconsin	7.16 697 1206 204 3083 8.61 480 2:29.42
5595	Helwick, Chris/Tennessee	7.30 684 1376 192 3000 8.53 490 2:41.00
5569	Koontz, Ryan/Clemson	7.29 644 1286 207 2993 7.98 450 2:44.08
5511	Kinnaman, Josh/Arizona St	7.10 694 1373 198 3143 8.32 430 2:50.22
5478	Uldal, Hans/Missouri-NOR	7.31 683 1390 189 2976 8.24 480 2:53.33
5453	Hynes, Duane/Princeton	7.27 704 1266 201 3072 8.65 450 2:47.09
5422	Johnson, Kevin/Colorado St	7.16 686 1287 192 2997 8.17 450 2:53.79
4494	Walsh, Brian/Air Force	7.21 693 1204 186 2894 8.65 nh 2:49.13
dnf	Addy, Jangy/Tennessee	6.88 674 1520 186 3158 withdrew
dnf	Morrison, Mike/Florida	7.16 727 1122 183 2916 withdrew
dnf	LaRue, Brent/Wake Forest	7.08 471 withdrew
dnf	Schutter, Ben/Nebraska	7.21 withdrew

16, 12f **Records:** Detmer's 2:29.42 1000m becomes new WR. AR. CR and MR. Old WR 2:30.25 by Vladimir Kryuchkov/RUS, 1984; old AR: Detmer, 2:30.86, Madison, 1/27/07; old CR: 2:30.74 Jim Stevenson/Mt St Mary's, Princeton, 1994; old MR 2:37.08 Mustafa Abdur-Rahim/Dartmouth, Fayetteville, 3/13/04. Addy's 6.88 becomes notable performance since he did not finish meet.



2006

3/10-11 NCAA I Champs, U of Arkansas, Fayetteville, AK

6048	Kilmartin, Donovan/Texas	7.13 756 1384 206 (3365) 8.09 530 2:54.42
5917	Helwick, Chris/Tennessee	7.26 746 1388 206 (3297) 8.45 520 2:49.03
5707	Powell, Darion/LSU	7.16 708 1531 197 (3244) 8.13 470 2:56.90
5652	Billot, Edwin/LSU	7.17 680 1235 206 (3077) 8.02 460 2:45.97
5640	Arnold, Jake/Arizona	7.32 664 1364 194 (2956) 8.14 510 2:47.16



5619	King, Wiley/Weber St	7.05	715	1320	194	(3143)	7.96	440	2:51.23
5593	Uldal, Hans-Olaf/Missouri -NOR	7.28	719	1433	188	(3089)	8.31	480	2:51.51
5476	Kinnamen, Joshua/Arizona St	7.11	720	1305	191	(3099)	8.59	450	2:46.48
5414	Sommerfeldt, Bjorn/Missouri-NOR	7.41	706	1339	191	(2984)	8.47	450	2:46.42
5361	Hobbs, Brent/Clemson	7.18	695	1396	191	(3070)	8.14	430	3:02.24
5330	Cepeda, Raven/Northern Iowa	7.27	659	1414	182	(2888)	8.31	490	3:01.54
5292	Buteaux, Brandon/Texas-San Anto	7.31	666	1230	191	(2857)	8.33	450	2:49.11
5288	Walsh, Brian/Air Force	7.20	703	1108	185	(2855)	8.69	470	2:46.97
5249	Koontz, Ryan/Clemson	7.24	577	1290	197	(2773)	8.24	450	2:47.32
3649	Hallgrimsson, Jonas/Cal-ICE	7.69	nm	1297	191	(2041)	8.68	460	dnf
dnf	Hardee, Trey/Texas	6.71	764	1475	200	(3535)	7.76		inj.

16s,15f. **Records:** note that the performances by Hardee will go into the books, not as "records" since he did not finish, but as "notable performances." They include Hardee's 60m 6.71 which would have been a new MR and CR; and his 7.76 hurdles.

2005

3/11-12 NCAA I Champs, U of Arkansas, Fayetteville, AR

6004	Smith, Maurice/Auburn-JAM Sr	6.99	725	1616	192	[3352]	7.88	470	2:44.76
5925	Kilmartin, Donovan/Texas So	7.16	731	1402	207	[3312]	8.33	510	2:49.40
5859	Hardee, Trey/Texas Jr	6.92	717	1314	204	[3281]	8.06	490	2:53.29
5657	Brandstatter, Travis/Minn Sr	7.25	684	1293	204	[3075]	8.21	470	2:43.69
5567	Draudvila, Darius/Kansas St-LIT Sr	7.04	702	1457	198	[3234]	8.06	420	2:57.09
5546	Uldal, Hans/Missouri-NOR So	7.22	705	1417	189	[3076]	8.27	450	2:47.20
5519	Buteaux, Brandon/UTSA Jr	7.17	677	1292	189	[2950]	8.19	470	2:47.37
5421	Helwick, Chris/Tenn So	7.45	682	1385	198	[3004]	8.89	490	2:49.85
5263	Hoskins, Brandon/Liberty Fr	7.16	658	1255	183	[2835]	8.64	450	2:42.92
5209	Voge, Ryan/Oregon Jr	7.50	681	1228	195	[2863]	9.01	460	2:45.60
5168	Bates, Rob/North Carolina Sr	7.10	663	1194	180	[2804]	8.21	430	2:53.22
4945	Roland, Ben/Wisconsin Jr	7.45	639	1342	195	[2853]	8.91	390	2:52.85
4575	Arnold, Jake/Arizona Fr	7.33	653	1253	198	[2897]	8.32	nh	2:49.11
Dnf	Powell, Darion/Wash St Jr	7.22	701	1430	nh	[2369]			withdrew
Dnf	Kinnamen, Joshua/Ariz St So	6.97	549						withdrew

15s,13f **Records:** Smith # 3 all-time US college performance



2004

3/12-13 NCAA I Champs, U of Arkansas, Fayetteville, AK

6136	Kilmartin, Donovan/Texas-Austin FR	7.05	737	1427	208	8.17	540	2:49.44
5928	Smith, Maurice/Auburn SR	7.02	722	1533	199	7.96	450	2:43.85
5744	Abdur-Rahim, Mustafa/Dartmouth SR	6.96	700	1436	193	7.96	410	2:37.08
5658	Thomas, Will/Connecticut JR	7.27	686	1547	205	8.64	460	2:46.80
5629	Pugsley, Curtis/Brigham Young JR	7.19	693	1288	202	8.29	490	2:52.07
5518	Townsend, Fred/South Carolina SR	7.13	687	1051	202	7.86	430	2:42.90
5512	Youngblood, Justin/UTSA SR	7.17	706	1374	199	8.31	420	2:48.87
5501	Fadel, Ashraf/Wisconsin SR	7.11	668	1360	193	8.39	480	2:52.56
5386	Helwick, Chris/Tennessee FR	7.38	675	1295	196	8.67	460	2:43.22
5369	Svenssohn, Rajne/Manhattan-SWE SR	7.46	667	1319	193	8.45	440	2:39.00
5362	Speer, Paul/Wichita State JR	7.15	678	1322	190	8.52	410	2:39.85
5064	Richardson, Chris/Nebraska SR	7.21	711	1275	193	8.32	460	3:39.48
dnf:	Hill, Rick/Clemson	7.06	660	1395	193	8.48		withdrew
dnf	Hinton, David/Mt St Marys	7.27	692	1121	196	8.61		withdrew

14s,12f. **Records:** All winning individual event marks become meet records.



#7 INDIVIDUAL EVENT RECORDS

Best Performances in Indoor Multi-Event Competition...Men

World Bests

Heptathlon	6645	ASHTON EATON (USA) (6.79 816 1456 203 7.68 520 2:32.77)	Istanbul, TUR	3/9-10/12
Pentathlon	4497	DAN O'BRIEN (USA) (7.88 735 1469 215 2:40.12)	Moscow. ID	2/28/92
<i>[nb: Eaton's 5 pentathlon events in WR above score 4716, but over two days]</i>				
60m	6.61	CHRIS HUFFINS (USA) (Oakley-USA) (6128-4)	Paris	3/09/97
LJ	8.16m(26-9¼)	ASHTON EATON (USA) (Oregon e TC) (6645-1)	Istanbul	3/9/12
SP	17.17m(56-4)	ALEKSEY DROZDOV (RUS) (Russia) (6143-2)	Doha	3/12/10
HJ	2.30m (7-6½)	DEREK DROUIN (CAN) (Indiana)	Geneva	2/22/13
60mH	7.60	ASHTON EATON (Nike-USA) (6558-1)	Tallinn	2/05/11
PV	5.60 (18-4½)	ALEKSANDR AVERBUKH (Russia) (6144-6)	Valencia	3/01/98
		RENAUD LAVILLENIE (France) (5363)	Aubièrre	12/21/08
1000m	2:23.68	CURTIS BEACH (Duke, 6138-1)	Nampa	3/10/12



American Bests

Heptathlon	6645	ASHTON EATON (USA) (6.79 816 1456 203 7.68 520 2:32.77)	Istanbul, TUR	3/9-10/12
Pentathlon	4497	DAN O'BRIEN (USA) (7.88 735 1469 215 2:40.12)	Moscow. ID	2/28/92
<i>[nb: Eaton's 5 pentathlon events in WR above score 4716, but over two days]</i>				
60m	6.61	CHRIS HUFFINS (Reebok TC 6476)	Paris	3/09/97
LJ	8.16m(26-9¼)	ASHTON EATON (USA) (Oregon e TC) (6645-1)	Istanbul	3/9/12
SP	16.88(55-4¾)-pent	BRUCE REID (LSU) (4401-1)	Baton Rouge	2/25/89
	16.82(55-2½)-hept	RYAN HARLAN (unat) (5778-3)	Albuquerque	3/1/13
HJ	2.25(7-4½)	JEREMY TAIWO (Washington) (6156-1)	Nampa	2/08/13
60mH	7.60	ASHTON EATON (Nike-USA) (6558-1)	Tallinn	2/05/11
PV	5.45m(17-10½)	ALEX McCUNE (Akron, 5837-6)	Albuquerque	3/15/14
1000m	2:23.68	CURTIS BEACH (Duke, 6138-1)	Nampa	3/10/12



Collegiate Bests

Heptathlon	6499	ASHTON EATON (Oregon) (6.71 773 1312 311 7.77 510 2:32.67)	Fayetteville	3/12-13/2010
Pentathlon	4401*	BRUCE REID (LSU) (7.95 749 1688 210 2:59.11)	Baton Rouge	2/25/89
60m	6.71	ASHTON EATON (Oregon) (6499-1)	Fayetteville	3/12/10
	6.71[dnf meet]	TREY HARDEE (Texas) (dnf)	Fayetteville	3/10/06
LJ	7.83(25-8¼)	DEVON WILLIAMS (Georgia)(6177-1)	College Station	3/10/17
SP	16.88(55-4¾)-pent	BRUCE REID (LSU) (4401)	Baton Rouge	2/25/89
HJ	2.30m (7-6½)	DEREK DROUIN (CAN) (Indiana)	Geneva	2/22/13



60m H	7.74	JANGY ADDY (Tennessee) (5836)	Fayetteville	3/1/08
PV	5.45m(17-10½)	ALEX McCUNE (Akron, 5837-6)	Albuquerque	3/15/14
1000m	2:23.68	CURTIS BEACH (Duke, 6138-1)	Nampa	3/10/12

Meet Records (NCAA D-I)

Heptathlon	6499	ASHTON EATON (Oregon) (6.71 773 1312 311 7.77 510 2:32.67)	Fayetteville	3/12-13/2010
60m	6.71	ASHTON EATON (Oregon) (6499-1)	Fayetteville	3/12/10
LJ	7.73 (25-4½)	ASHTON EATON (Oregon) (6499-1)	Fayetteville	3/12/10
SP	16.16 (53-¼)	MAURICE SMITH (Auburn) (6004-1)	Fayetteville	3/11/05
HJ	2.15 (7-½)	KURT SCHNEIDER (Michigan St)(5686-10)	Albuquerque	3/14/14
		PAU TONNESEN (Arizona) (5726-9)	Albuquerque	3/14/14
60mH	7.75	DEVON WILLIAMS (Georgia)(6177-1)	College Station	3/11/17
PV	5.45m(17-10½)	ALEX McCUNE (Akron, 5837-6)	Albuquerque	3/15/14
1000m	2:23.68	CURTIS BEACH (Duke, 6138-1)	Nampa	3/10/12



Facility Records -Gilliam Indoor Track Stadium at the McFerrin Athletic Center

Heptathlon	6256	ASHTON EATON/Oregon [6.78 766 1256 207 7.86 496 2:38.02 CR]	A&M Challenge	1/29-30/10
60m	6.78	ASHTON EATON (Oregon)	A&M Challenge	1/29/10
	6.78	MANTAS SILKAUSKAS(Kansas St/LIT)	NCAA	3/12/11
LJ	7.83m 25-8¼)	DEVON WILLIAMS (Georgia)	NCAA	3/10/17
SP	16.55m(52-8¾)	LINDON VICTOR (Tex A&M-GRN)	NCAA	3/10/17
HJ	2.16m (7-1)	TIM DUCKWORTH (Kentucky)	NCAA	3/10/17
		JONATHAN WELLS (Illinois)	NCAA	3/10/17
60mH	7.75	DEVON WILLIAMS (Georgia)	NCAA	3/11/17
PV	5.26m (17-3)	TIM DUCKWORTH(Kentucky)	NCAA	3/11/17
		HARRISON WILLIAMS (Stanford)	NCAA	3/11/17
1000m	2:29.13	DANIEL MARTIN (Texas A&M)	Thomas Invt	2/6/16

\# 8 ALL TIME COLLEGIATE LIST 1/26/18

Men's Indoor Heptathlon

ost = oversized track, A = altitude

6499	Ashton Eaton 21.1.88	Oregon	1	Fayetteville-NCAA	13 Mar 2010
	6.71 – 7.73 – 13.12 – 2.11 [3561] / 7.77 – 5.10 – 2:32.67				
6256	Eaton		1	College Station-NCAA	30 Jan 2010
	6.78 – 7.66 – 12.56 – 2.07 [3445] / 7.86 – 4.96 – 2:38.02				
6208 A	Trey Hardee 7.2.84	Texas	1	Albuquerque	27 Jan 2006
	6.73 – 7.73 – 14.31 – 1.95 [3477] / 7.87 – 5.30 – 2:55.16				
6190 A	Curtis Beach 22.7.90	Duke	1	Albuquerque-NCAA	15 Mar 2014
	7.06 7.67 12.11 2.06 [3310] / 8.12 5.05 2:28.76				
6177	Devon Williams	Georgia	1	College Station-NCAA	11 Mar 2017
	6.88 7.83 14.11 1.95 7.75 4.76 2:41.26				
6175	Kevin Lazas 25.1.92	Arkansas	1	Fayetteville-NCAA	9 Mar 2013
	6.90 – 7.55 – 15.00 – 1.99 [3449] / 8.27 – 5.40 – 2:49.00				


6174 ^{ost}	Eaton		1	Seattle	31 Jan 2009
	<i>6.84 – 7.59 – 12.06 – 2.09 [3394] / 7.91 – 4.97 – 2:39.92</i>				
6173	Zach Ziemek 23.2.93	Wisconsin	1	Birmingham-NCAA	12 Mar 2016
	<i>6.75 – 7.48 – 14.53 – 2.04 – 8.31 – 5.40 – 2:53.53</i>				
6165	Japheth Cato 25.12.90	Wisconsin	2	Fayetteville-NCAA	9 Mar 2013
	<i>7.08 – 7.67 – 12.13 – 2.11 [3351] / 7.95 – 5.30 – 2:45.26</i>				
6165	Tim Duckworth	Kentucky	2	College Station	11 Mar 2017
	<i>6.77 7.77 13.08 2.16 8.10 5.26 3:04.24</i>				
	<i>(10 performances)</i>				
6156	Jeremy Taiwo 15.1.90	Washington	1	Nampa	9 Feb 2013
	<i>7.02 – 7.42 – 14.18 – 2.25 [3570] / 8.08 – 4.25 – 2:34.44</i>				
6138	Beach		1	Nampa-NCAA	10 Mar 2012
	<i>7.03 – 7.52 – 12.62 – 1.99 [3250] / 8.15 – 4.90 – 2:23.63</i>				
6136	Donovan Kilmartin 11.6.84	Texas	1	Fayetteville-NCAA	13 Mar 2004
	<i>7.05 – 7.37 – 14.27 – 2.08 [3391] / 8.17 – 5.40 – 2:49.44</i>				
	<i>(10 performers)</i>				
6090 ^{ost}	Cato		1	Geneva-Big 10	23 Feb 2013
	<i>7.03 – 7.70 – 11.99 – 2.03 [3294] / 7.83 – 5.15 – 2:45.42</i>				
6089	Luca Wieland 7.12.94	Minnesota-GER 1		Brookings, SD-SDSU	3 Dec 2016
	<i>6.92 – 7.46 -14.83 – 2.10 – 8.23 – 4.80 – 2:46.39</i>				
6082	Cato		2	Nampa-NCAA	10 Mar 2012
	<i>7.08 – 7.61 – 12.54 – 2.08 [3333] / 7.91 – 5.20 – 2:49.34</i>				
6071	Duckworth		1	Clemson	20 Jan 2018
	<i>6.90 7.78 13.09 2.12 8.10 5.00 2:57.08</i>				
6070	Weiland	Minnesota-GER1		Fayetteville-NCAA	14 Mar 2015
	<i>7.01–7.61–14.56 – 2.07–8.13 – 4.75 – 2:45.35</i>				
6068	Garrett Scantling 19.5.93	Georgia	2	Fayetteville-NCAA	14 Mar 2015
	<i>7.11 – 6.88 – 15.39 – 2.13 – 8.00 - .4.95 – 2:44.57</i>				
6051	Karl-Robert Saluri	Georgia-EST	3	College Station-NCAA	11 Mar 2015
	<i>6.79 7.58 14.41 1.86 8.33 4.96 2:36.92</i>				
6048	Kilmartin		1	Fayetteville-NCAA	11 Mar 2006
	<i>7.13 – 7.56 – 13.84 – 2.06 [3365] / 8.09 – 5.30 – 2:54.42</i>				
6047	Williams		1	Nashville-SEC	25 Feb 2017
	<i>6.80 – 7.42 – 14.51 – 1.94 – 7.77 – 4.80 – 2:48.41</i>				
6044 A	Maicel Uibo 27.12.92	Georgia-EST	2	Albuquerque-NCAA	15 Mar 2014
	<i>7.16 – 7.37–13.77–2.13 [3358] / 8.25 5.05 2:43.06</i>				
6042	Lazas		1	Fayetteville	26 Jan 2013
	<i>6.94 – 7.44 – 14.79 – 2.01 [3414] / 8.38 – 5.11 – 2:47.10</i>				
6036	Scantling		1	SEC, Lexington	28 Feb 2015
	<i>6.99 – 7.15 - 14.98 - 2.07 – 8.03 - 4.95 - 2:49.08</i>				
6035	Maurice Smith 28.9.80	Auburn-JAM	1	Fayetteville-NCAA	26 Feb 2005
	<i>6.94 – 7.11 – 16.03 – 1.98 [3382] / 7.88 – 4.50 – 2:39.32</i>				
6027	Pau Tonneson 24.10.92	Arizona-ESP	2	Birmingham-NCAA	12 Mar 2016
	<i>7.25 – 6.54 – 14.57 – 2.01 – 8.24 – 5.30 - 2:48.29</i>				
6024	Cato		1	Lincoln	2 Feb 2013
	<i>7.01 – 7.38 – 12.51 – 2.05 [3271] / 7.94 – 5.25 – 2:49.80</i>				
6022	Gunnar Nixon 13.1.93	Arkansas	1	Fayetteville	28 Jan 2012
	<i>7.10 – 7.53 – 13.97 – 2.15 [3460] / 8.21 – 4.50 – 2:40.15</i>				
6017	Scantling		3	Fayetteville-NCAA	9 Mar 2013
	<i>7.07 – 7.04 – 14.12 – 2.11 [3323] / 8.10 – 5.10 – 2:47.07</i>				
6016	Tyler Adams	Sam Houston St 1		Lubbock-Texas Tech	27 Jan 2017
	<i>7.01 7.50 12.37 2.19 8.05 4.64 2:44.85</i>				
6008	Kilmartin		1	Nampa	2 Feb 2008
	<i>7.08 – 7.52 – 14.39 – 2.06 [3405] / 8.28 – 5.25 – 2:56.15</i>				
6006	Duckworth 18.6.96	Kentucky-GBR 1		Sevigne/Husker, Lincoln	4 Feb 2017
	<i>6.81 – 7.63 – 13.02 – 2.16 - 8.10 – 5.12 – 3:10.75</i>				

6004	Smith		1	Fayetteville-NCAA	12 Mar 2005
	6.99 – 7.25 – 16.16 – 1.92 [3352] / 7.88 – 4.70 – 2:44.76				
6003	Scantling		1	Fayetteville-SEC	27 Feb 2016
	7.01 - 7.06 - 15.90 - 2.05 - 8.06 - 5.10 - 2:57.06 (18 performers, 35 performances > 6000)				
5998	Hunter Veith	Wichita St	1	Shocker, Wichita	1 Dec, 2017
	6.90 – 7.59 - 13.76 – 2.02 - 8.10 – 4.76 - 2:47.18				
5996	Hunter Price	Colorado St	4	College Station-NCAA	11 Mar 2017
	6.94 7.30 13.27 2.04 8.01 4.66 2:37.99				
5995	Mike Morgan 19-6-94	Buffalo	3	Fayetteville-NCAA	14 Mar 2015
	7.12 – 7.40 – 13.49 – 2.13 – 8.28 – 4.85 – 2:42.30				
5986	Miller Moss 14.3.88	Clemson	1	College Station-NCAA	12 Mar 2011
	6.91 – 7.16 – 13.58 – 2.02 [3292] / 7.94 – 4.90 – 2:45.15				

Athletes Bios:

TYLER ADAMS

DOB: February 11, 1996
 POB:
 Ht/wt: 6-3/175
 Hometown: Buffalo, TX
 High School: Buffalo HS
 College: Sam Houston State '18



2018: Breakout meet at Texas Tech with 6016 heptathlon win which included 5 event PRs. **2017:** Indoor Southland Hept champ (5463). **2016:** Indoor hept Southland champ at PR 5277. Was Conference T&F student athlete of the year. **2015:** SEC Freshman of the Year winning indoor hept. **High School:** Placed 2nd in Texas State 2A high jump at 7-0. **Personal:** Parents are Dean Adams and Letisha Evans. Majoring in Electronics and Engineering Technology.

Career:

Indoor:		<u>60m lj sp hj 60h pv 1000m</u>						
1/30/15	5201 1 Texas Tech, Lubbock	7.31	664	1034	218	8.48	360	2:42.66
2/17/15	5221 1 Southland, Birmingham	7.22	700	1055	203	8.52	355	2:37.62
1/29/16	5162 1 Jayhawk, Lawrence	7.16	700	1093	210	8.43	334	2:49.94
2/16/16	5277 1 Southland, Birmingham	7.16	686	1060	213	8.54	380	2:45.82
2/04/17	dnf - U Akron Invt, Akron	7.16	720	1104	214	withdrew		
2/23/17	5463 1 Southland, Birmingham	7.10	708	1162	209	8.41	385	2:41.58
1/27/18	6016 1 Texas Tech, Lubbock	7.01	750	1237	219	8.05	464	2:44.85
2/22/18	5544 1 Southland, Birmingham	7.01	721	1201	210	8.17	430	3:00.77

Outdoor:		<u>100m w lj w sp hj 400m 110h w disc pv jav 1500m</u>										
3/26/15	6521 12 Texas R, Austin	11.23+3.1	662+2.2	1028	217	51.56	14.90+4.3	3020	370	3308	4:58.43	
5/07/16	7259 1 Southland, Corpus Christi	11.13+2.4	717	0.0	1114	214	48.98	14.71+1.8	3386	395	4389	4:37.64

PRs: 7259 / 6016 11.13+2.4 750i 1237 220 48.98 14.71+1.8 3454 464 4704 4:37.64
 Indoor: 60m: 7.01; 60h: 7.98; 1000m: 2:37.62

ALEX BLOOM

DOB:

POB:

Ht/wt:

Hometown: Seymour, WI

High School: Seymour HS '14

College: Cincinnati '18



2018: Was 3rd at Texas A&M with PR 5649 effort. **2017:** American Conf outdoor champ with 7401 PR. **2016:** 3rd at American Conf outdoor. **2015:** 6th & 8th at American Con CEs indoors and out. **High School:** state champ in high jump (2X) and long jump, PRs: 6-10, 22-8; **Personal:**

Career:

Indoor:			<u>60m lj sp hj 60h pv 1000m</u>						
1/24/15	4694	3 Gladstein, Bloomington	7.51	667	951	204	9.51	400	2:57.30
2/28/15	4793	6 American Conf, NYC Armory	7.38	665	964	200	9.09	410	2:59.32
1/23/16	4981	7 Gladstein, Bloomington	7.50	668	1119	207	8.98	410	2:55.49
2/28/16	4197	8 American							
2/04/17	5604	1 Thomas, College Station	7.15	719	1234	210	8.68	455	2:46.87
2/25/17	4870	8 American, Birmingham	7.06	713	1255	216	8.58	nh	2:53.41
2/03/18	5649	3 Thomas, College Station	7.03	713	1278	209	8.70	455	2:46.50
2/24/18	4986	9 American, Birmingham	7.00	722	1276	210	8.59	450	dnf

Outdoor:

Outdoor:			<u>100m w lj w sp hj 400m 110h w disc pv jav 1500m</u>												
4/10/15	5922	5 Tennessee R, Knoxville	11.46		667		1004	197	53.48	16.56		2817	410	2182	4:58.32
5/15/15	6620	8 American Conf, Storrs	11.44		676		1044	202	52.26	16.04		3316	430	4085	4:46.55
6/26/15	6785^	6 USA Jr., Eugene	11.47+1.0		691+1.9		1178	200	52.65	15.53+1.0		3838	405	4323	4:52.78
4/23/16	6511	2 L-Wood, Louisville													
5/13/16	6566	3 American, Orlando	11.56-0.2		678nwi		1176	205	52.97	16.18+1.0		3328	455	4040	5:15.41
4/09/17	7329	6 Bulldog, Athens	11.11-0.6		698-1.6		1267	214	51.37	15.62-0.2		3474	457	4974	4:44.85
5/13/17	7401	1 American, Houston	11.04-0.8		733+0.7		1231	210	51.03	15.13+1.9		3703	460	4712	4:54.36

PRs: 7401 / 5649

11.04+0.6 733+0.7 1278 216 51.03 15.13+1.9 3703 475 4974 4:44.85

Indoor: 60m: 7.00; 60h: 8.38; 1000m: 2:46.50, ^=international junior.

JOSEPH DELGADO

DOB: January 8, 1995
POB:
Ht/wt: 6-1,
Hometown: Ontario, OR
High School: Ontario HS
College: U of Oregon '18



2018: Entered Louisville with year of eligibility. Won ACC indoor title with 5653 PR. **2017:** 12th at NCAAs (7590). Was Pac-12 runner-up after a career best 7566 score at Mt Sac Relays. **2016:** Place 14th at NCAAs outdoors. **2015:** 14th at NCAA with PR 7433 after 3rd place at Pac-12 in Seattle. **2015:** Vault 'nh' ruined NCAA score. Placed 6th at Pac 12 with career best, 7337. **2014:** Redshirt, competed unattached and was 3rd at Oregon Relays with 6965 score. **High School:** Swept the hurdles at the 2012 Oregon State 4A Championships, taking the 110 in 14.83 and the 300 in a prep best 38.24. Scored 6,508 points in a win at the 2011 USATF Junior Olympic intermediate decathlon. Four-year letter winner in football and a three-year letter winner in basketball. **Personal:** General social science major. Master's degree in Urban Planning at Louisville.

Career:

Indoor:

	<i>60m</i>	<i>lj</i>	<i>sp</i>	<i>hj</i>	<i>60H</i>	<i>pv</i>	<i>1000m</i>
1/31/15	5151	7	U Washington, Seattle	7.39	631	1299	183 8.68 440 2:39.62
2/28/15	4981	10	Mtn Pacific, Seattle	7.35	656	1216	188 8.89 410 2:48.50
1/30/16	5209	8	Razorback, Fayetteville	7.35	664	1240	190 8.74 420 2:38.00
2/27/16	5201	11	Mtn Pacific, Seattle	7.33	656	1306	184 8.69 450 2:45.52
2/25/17	5408	5	Mtn Pacific, Seattle	7.30	655	1317	191 8.50 460 2:40.36
2/03/18	5627	1	Power, Ann Arbor	7.11	684	1372	190 8.48 470 2:37.77
2/23/18	5653	1	ACC, Clemson	7.11	702	1374	198 8.54 450 2:39.15

Outdoor:

	<i>100m</i>	<i>w</i>	<i>lj</i>	<i>w</i>	<i>sp</i>	<i>hj</i>	<i>400m</i>	<i>100H</i>	<i>w</i>	<i>disc</i>	<i>pv</i>	<i>jav</i>	<i>1500m</i>
7/27/11	6508	hs1	USATF IB JO, Wichita	11.48	+1.8	652	+1.5	1157	185	51.67	15.89	+4.4	3622 335 4755 4:32.10
3/30/12	5364	hs1	Sweet Home, OR	11.87		627		1129	175	57.82	15.71		3492 4748 5:06.24
4/17/14	6965	3	Oregon R, Eugene	11.44	+1.9	680	+1.2	1178	184	49.77	15.85	+0.5	3451 425 4966 4:24.91
6/26/14	6737	w10	USA Jr, Sacramento	11.35	+2.7	645	+4.9	1223	181	49.83	15.41	+2.1	4024 410 4581 5:02.27
4/17/15	7281	3	Oregon R, Eugene	11.22	+2.5	669	+2.0	1282	185	49.58	15.36	+1.8	4024 425 5293 4:25.81
5/10/15	7337	6	Pac-12, Los Angeles	11.23	0.0	667	-0.3	1238	187	49.67	15.57	+1.0	3982 433 5503 4:17.55
6/11/15	6697	17	NCAA I, Eugene	11.12	+3.2	682	+1.4	1267	190	49.75	15.41	+1.0	4171 nh 4994 4:19.27
4/15/16	7402	2	Oregon R, Eugene	11.16	+3.3	690	+2.3	1304	191	49.59	15.58	+1.2	3698 465 4820 4:20.17
5/08/16	7341	3	Pac 12, Seattle	11.30	+1.3	647	+1.9	1327	191	49.07	15.59	-0.7	3798 450 5016 4:17.49
6/09/16	7432	14	NCAA I, Eugene	11.23	+1.0	691	-0.9	1296	189	49.81	15.41	+0.9	3868 440 5309 4:16.83
4/13/17	7566	7	Mt Sac R, Azusa	11.14	+2.4	687	+2.3	1304	193	49.60	15.25	+2.4	3896 450 5401 4:16.00 3856
5/07/17	7432	2	Pac 12, Corvallis	11.34	+0.8	643	+2.0	1303	191	49.42	15.29	+2.1	3728 460 5533 4:14.75
6/08/17	7590	12	NCAA I, Eugene	11.11	+0.5	674	+1.7	1326	189	49.29	15.16	+0.4	3916 461 5367 4:14.34

PRs: 7590 / 5653 11.11+0.5 702 1374 198 49.07 15.16+0.4 4171 470 5533 4:14

Indoor: 60m: 7.11; 60mH: 8.41; 1000m: 2:37.77.

Summary: 13 meets, 13 finishes, 2 wins; PR score: 7590; Top Ten Ave: 7308.3

Updated: 2/26/18

2x All American at outdoor Oregon

TIM DUCKWORTH

DOB: June 18, 1996
POB: Clovis, CA
Ht/wt: 6-1, 177
Hometown: Phoenix, AZ
High School: Arcadia HS, AZ'14
College: Kentucky '18



2018: Won indoor heptathlon at Clemson with 6071 effort. **2017:** Opened outdoor campaign with PR 7983 effort. Runner-up at NCAAs with British national indoor heptathlon record score, 6165. Won Husker indoor meet in Lincoln with 6006 PR effort. **2016:** Scored PRs at Athens (7585) and SEC (7709) outdoors & then placed 11th at NCAAs. Opened indoor campaign with 5696n win at McCravey Invt and then 13th at NCAAs. **2105:** 5th at SEC indoors and out. 18th at Euro Jr champs competing for Britain. **2014:** 15th ranked British decathlete in 2014. Defended Arizona state prep title with 7133 PR. **2013:** Won Arizona State Prep Decathlon (6582). 4th AZ Meet of Champs PV (15-6). **2011:** 12th in Arizona State prep decathlon as freshman. **Personal:** Dual citizen. Competes for GBR internationally.

Career:

Indoor:

	<i>60m</i>	<i>lj</i>	<i>sp</i>	<i>hj</i>	<i>60h</i>	<i>pv</i>	<i>1000m</i>
1/24/15	5454	4	McCravey, Lexington	7.11	720	1157	205 8.49 470 3:02.78
2/28/15	5426	5	SEC, Lexington	7.11	671	1136	210 8.42 465 2:57.51
1/23/16	5695	1	McCravey, Lexington	7.01	745	1127	212 8.49 500 3:02.02
2/27/16	dnf	-	SEC, Fayetteville	7.03	711	withdrew	
3/12/16	5062	13	NCAA I, Birmingham	7.34	703	1133	198 8.74 450 3:10.94
2/04/17	6006	1	Husker, Lincoln	6.81	763	1302	216 8.10 512 3:10.75
3/11/17	6165	2	NCAA, College Station	6.77	777	1309	216 8.10 526 3:04.24
1/20/18	6071	1	Invt, Clemson	6.90	778	1309	212 8.10 500 2:57.08

Outdoor:

	<i>100m</i>	<i>w</i>	<i>lj</i>	<i>w</i>	<i>sp</i>	<i>hj</i>	<i>400m</i>	<i>110h</i>	<i>w</i>	<i>disc</i>	<i>pv</i>	<i>jav</i>	<i>1500m</i>	
5/20/11	4651	hs	12	Ariz State, Queen Creek	12.71		550	833	175	61.27	16.8h	2582	350 3691 5:31.43	
5/18/13	6582	hs	1	Ariz State, Queen Creek	11.27		653	1188	192	55.66	15.44	3712	450 4742 5:18.03	
6/20/13	6202	Jr	18	USA Jr, Des Moines	11.55+1.7	634+0.4	1027	190	56.48	15.77+1.1	3695	430 4558	5:18.97	
4/10/14	7122	hs	2	Arcadia Prep, Arcadia	11.49-1.2	687+0.2	1119	207	52.93	15.19-0.1	4096	485 5243	5:15.55	
5/17/14	7133	hs	1	Ariz State, Queen Creek	11.30nwi	704nwi	1157	200	52.41	15.26nwi	4147	475 4994	5:12.31	
	6965	int	1	(using 16lb, 2kdisc & 42' hurdles)			1103			15.58nwi	3598			
6/26/14	7160	Jr	6	USA Jr, Sacramento	11.21+2.6	696+1.2	1179	202	51.82	14.97+2.1	3676	480 5152	5:14.23	
5/15/15	7156		5	SEC, Starkville	11.13+0.8	710+0.6	1105	203	51.51	14.87+2.1	3748	460 5315	5:18.95	
7/19/15	7113	Jr	18	Euro Jr, Eskilstuna	11.19+1.7	712+1.6	1184	206	53.61	15.58+2.1	4163	470 5278	5:27.48	
4/07/15	7585		7	Bulldog, Athens	10.96+2.6	764+1.9	1077	206	51.05	14.80+1.1	3996	484 5722	5:12.79	
5/13/16	7709		4	SEC, Tuscaloosa	10.85+0.6	744+1.3	1117	211	51.21	14.84-0.3	3979	505 5081	5:00.84	
6/09/16	7596		11	NCAA I, Eugene	10.90+0.9	711+0.5	1210	210	50.72	14.80+0.4	4007	500 5363	5:12.27	
4/09/17	7973		2	Bulldog, Athens	10.62+0.3	787	0.0	1225	211	49.18	14.64+0.1	4071	497 5545	5:15.40

PRs: 7973 / 6165 10.54-0.1 787 0.0 1342 216 49.18 14.30+2.0 4152 526 5722 5:00.84

Indoor: 60m: 6.77; 60h: 8.03; 1000m: 2:57.51.

Updated 2/26/18

JOHNNNES ERM

DOB: March 26, 1998
POB:
Ht/wt: 6-6, 200
Hometown: Tallinn, Estonia
High School: Tallinn Secondary School of Science
College: Georgia'21



2018: Won SEC indoor title with 6716 total. **High School:** bronze medalist at IAAF World u-20 decathlon with 7879 score. Runner-up at 2017 Euro Jr with 8141 score. **Personal:** Son of Triinu Kroon-Erm and Andres Erm...Majoring in Engineering.

Career:

Indoor: 60m lj sp hj 60h pv 1000m
2/12/17 5630 Junior, Tallinn
1/17/18 5679 3 Razorback, Fayetteville 7.18 739 1351 190 8.21 450 2:42.10
2/25/18 5716 1 SEC, College Station 7.14 756 1334 182 8.28 475 2:41.77

Outdoor: 100m w lj w sp hj 400m 110h w disc pv jav 1500m
8/09/14 6657× Rakvere
7/20/16 7879^ 3 IAAF World Jr, Bydgoszcz 11.06+0.7 742-0.3 1344 192 48.17 14.66+0.9 4361 450 5419 4:28.96
8/07/16 7593 2 Estonia Nationals, Rakvere 10.78+0.6 1236 15.51 4002
7/23/17 8141^ 2 Euro Jr, Grosseto 11.11-0.2 764-0.4 1485 190 47.65 14.39-1.2 4699 460 5602 4:34.66

PRs: 7593 / 5716 10.78+0.6 764 1351 193 47.65 40.02 475 5602 4:28.96

Indoor: 60m: 7.08.; 60h: 8.21; 1000m: 2:40.41

Updated 2/27/18. international junior, x-boys decathlon.

SCOTT FILIP

DOB: January 28, 1995
POB:
Ht/wt: 6-2, 187
Hometown: Bloomingdale, IL
High School: Lake Park HS
College: Rice '18
Club: DuPage TC



2018: Won 4th Conf USA indoor title. **2017:** Place 5th at NCAAs with 7867 effort. Outdoor PR came with 7915 runner-up effort at Texas Relays. Won Conf USA indoor title for 3rd time and outdoor title twic. **2016:** Won Thorpe Cup with PR 7676 effort. 10th at US Olympic Trials. Redshirt season after elbow surgery. Won Pan-Am Cup in Ottawa with PR 7726 score. **2015:** Ran 12 second 1500m PR to score career best 7647 (8th) at NCAAs, 3 days before elbow surgery. Won Conf USA title in single day meet (weather issue) with PR 5785 effort. **2014:** Won Conf. USA indoor hept (5314). **High School:** National Junior Olympic champ in 2012 and 3rd in 2013. 8x all-state athlete. **Personal:** Full Name: Scott Michael Filip . Parents: Nickolas and Cynthia Filip Majoring in Social Sciences.

Career:

Indoor:			<u>60m lj sp hj 60h pv 1000m</u>							
2/01/14	5045	1	U Houston Ryan, Houston	7.08	691	1228	196	8.74	385	3:03.69
3/01/14	5314	1	Conf USA, Birmingham	6.99	718	1210	195	8.76	425	2:55.11
1/31/15	5478	1	U Houston Ryan, Houston	6.98	717	1279	199	8.57	440	2:55.10
2/26/15	5785	1	Conf USA, Birmingham	6.89	717	1393	202	8.46	490	2:55.04
3/14/15	4794	14	NCAA I, Fayetteville	6.99	720	1351	198	8.97	nh	2:45.75
2/19/17	5680	1	Conf USA, Birmingham	7.01	736	1312	203	8.43	459	2:53.31
2/03/18	5717	2	Thomas, College Station	6.91	734	1400	194	8.30	435	2:43.66
2/18/18	5725	1	Conf UDSA, Birmingham	6.92	738	1345	200	8.34	430	2:45.73

Outdoor:

Outdoor:			<u>100m w lj w sp hj 400m 110h w disc pv jav 1500m</u>													
7/24/12	6727#	1	USATF JO, Baltimore	11.16	-0.1	700	-1.2	1362	195	51.27	15.87	+0.8	3661	365	4621	5:16.14
6/20/13	7255*	2	USA Jr, Des Moines	10.81	+1.3	706	-0.1	1251	208	49.92	14.88	+1.8	3514	400	4917	5:01.04
7/23/13	7037#	3	USATF JO, Greensboro	11.16	-1.5	672	+1.4	1444	195	49.32	15.38	-0.4	3638	410	4671	5:06.09
3/20/14	dnf	-	Rice, Houston	10.95	+0.4	655	+0.5	1228	withdrew							
3/27/14	7045w	10	Texas R, Austin	10.82	+2.9	710	+2.8	1192	193	50.50	15.76	+3.7	3380	440	5006	5:01.31
5/16/14	dnf	-	Conf USA, Houston	10.94	+0.1	696	+1.0	1290	166	54.23	inj,	withdrew				
4/16/15	7608	3	Mount Sac R, Azusa	10.66	+2.2	748	0.0	1311	200	48.90	15.41	+1.7	3595	460	5213	4:52.64
5/15/15	7632	1	Conf USA, El Paso	10.93	-1.2	750	-2.2	1347	204	48.73	15.12	+3.9	3780	470	4790	4:55.23
6/11/15	7647	8	NCAA I, Eugene	10.74	+1.2	732	+0.7	1306	199	48.17	15.59	+0.7	3794	480	4701	4:40.80
6/18/16	7726	1	Pan-Am Cup, Ottawa	10.79	+0.9	742	-0.3	1346	197	48.20	15.10	+1.2	3841	475	4895	4:43.69
7/03/16	7680	10	USOT/USA	10.75	+1.2	737	+3.2	1352	200	49.08	15.00	+1.4	3958	455	4796	4:43.08
7/30/16	7876	1	Thorpe Cup, Fayetteville	10.63	+1.1	757	+1.2	1388	202	49.07	14.92	+1.3	3947	475	4833	4:42.18
3/15/17	dnf	-	Rice-Crowe, Houston	10.81	+1.4	nm		1391	nh	dnf	14.83	0.0	4051	450	withdrew	
3/30/17	7915	2	Texas R, Austin	10.77	+1.3	741	+0.5	1394	200	48.20	14.94	-1.1	3963	470	5413	4:40.01
5/12/17	7837	1	Conf USA, El Paso	10.66	+1.8	755	+2.3	1235	199	47.58	15.04	-1.1	3795	480	5649	4:53.44
6/08/17	7867	5	NCAA I, Eugene	10.71	-0.1	758	+1.0	1327	195	48.35	14.70	+1.7	3697	461	5689	4:40.26
6/23/17	6972	12	USA, Sacramento	10.72	+0.9	745	+1.4	1291	204	48.47	14.94	-1.2	3694	nh	5365	4:47.23
7/30/17	7632	4	Thorpe Cup, Dusseldorf	10.78	-0.5	750	-0.1	1248	202	48.67	14.88	+0.5	3838	415	5117	4:38.26

PRs: 7915 / 5785

10.63+1.1 758+1.0 1400 208 47.58 14.68+1.3 4108 491 5689 4:38.26

Indoor: 60: 6.89; 60mH: 8.24; 1000m: 2:43.66. *-international junior implements, # high school implements

Summary: 18 meets, 15 finishes, 5 wins, PR 7915, Top Ten Ave: 7742.0

Updated: 2/26/18

TEDDY FRID

DOB:
 POB:
 Ht/wt:
 Hometown: South St Paul, MN
 High School: S. St Paul HS
 College: Sioux Falls'19
 Minnesota'19



2018: Transferred from D-II U of Sioux Falls, Placed 3rd at Big 10 indoor hept with 5680 PR.

2017: 12th at NCAA D-II (6703). Northern Sun Conf winner indoors and runner-up outdoors. **2016:** 4th at Northern Sun decathlon. **High School: Personal:**

Career:

Indoor:			<u>60m lj sp hj 60h pv 1000m</u>						
12/3/16	4906	1 Peterson, Mankato	7.32	625	1073	195	8.31	365	2:49.10
1/28/17	5056	1 Mankato Hept, Mankato	7.26	635	1109	191	8.32	400	2:46.17
2/13/17	5082	2 Northern Sun, Mankato	7.26	669	1159	191	8.35	360	2:43.10
3/10/17	5201	6 NCAA II, Birmingham	7.20	665	1136	193	8.32	405	2:45.49
12/2/17	5280	2 SDSU, Brookings	7.26	650	1133	198	8.29	425	2:42.84
1/27/18	5581	1 Johnson, Minneapolis	7.15	685	1156	197	8.12	480	2:45.24
2/24/18	5680	3 Big 10, Geneva	7.17	677	1251	197	8.10	485	2:41.00

Outdoor:			<u>100m w lj w sp hj 400m 110h w disc pv jav 1500m</u>									
5/02/16	6095	4 Northern Sun, Mankato	11.52+1.3	613+3.5	1023	188	51.38	15.17	3009	345	3378	4:41.89
4/13/17	6812	2 Cal Invt B, Azusa, CA	11.40+0.4	662-0.1	1185	199	50.05	15.27-1.0	2940	410	4418	4:38.15
5/03/17	6975	1 Northern Sun, Mankato	11.01+3.2	699+2.6	1192	198	49.94	14.75+1.2	2267	440	4273	4:39.01
5/26/17	6703	12 NCAA II, Bradenton	11.31+1.5	680+1.6	1165	193	50.28	15.04-0.9	2680	400	4233	4:40.38


PRs: 6975 / 5680 11.01+3.2 715 1251 199 49.94 14.64+0.4 3009 485 4568 4:38.15

Indoor: 60m:7.15; 60h: 8.09; 1000m: 2:41.00

Updated 2/27/18

NICK GUERRANT

DOB: 1997
POB:
Ht/wt:
Hometown: Portage, MI
High School: Portage Northern HS
College: Michigan St '20



2018: Big 10 indoor runner-up with breakthrough 5758 score. **2017:** 11th indoors and 7th outdoors at Big 10 champs.
2016: Did not compete outdoors and did no CEs indoors. **High School: Personal:**

Career:

Indoor:

2/04/17 4323 13 U Akron, Akron
2/25/17 4610 11 Big 10, Geneva
2/03/18 5569 1 U Akron, Akron
2/24/18 5758 2 Big 10, Geneva

60m lj sp hj 60h pv 1000m
7.25 nm 1295 190 8.79 405 2:54.90
722 669 1232 202 8.51 nh 2:50.78
7.03 701 1323 202 8.60 455 2:49.90
7.03 715 1350 197 8.18 465 2:44.74

Outdoor:

4/22/17 6937 6 U Virginia, Charlottesville
5/13/17 6838 7 Big 10, U Park

100m w lj w sp hj 400m 110h w disc pv jav 1500m
11.24+2.4 664+2.2 1334 190 50.41 15.61+0.7 3808 410 4832 4:54.79
11.29+1.4 663+1.4 1294 194 51.17 15.52+0.6 2990 400 5121 4:51.03

PRs: 6937 / 5758

11.24+2.4 734 1350 208 50.41 15.52+0.6 4293 465 5121 4:51.03

Indoor: 60m: 7.03; 60h: 8.18; 1000m: 2:44.74

Updated 2/27/18

T.J. LAWSON

DOB: January 25, 1997
POB:
Ht/wt: 6-5,
Hometown: Stow, OH
High School: Stow-Monroe Falls HS '15
College: Kent State '20



2018: Won season opening Golden Flash with PR 5865 score. **2017:** 9th at NCAAs with PR 7725 effort. Opened outdoor season with 7497 total at Texas Relays and then won Mid-American Conf with PR 7640m effort. Set PR 5666 indoors at Akron Invt. **2016:** Redshirt year. **High School:** 2nd at New Balance national Scholastic dec. Indoor and Outdoor Ohio Div 1 state long jump champ. **Personal:** Father, Bill was decathlete and is head track coach at Kent State.

Career:

Indoor:

	<u>60m</u>	<u>lj</u>	<u>sp</u>	<u>hj</u>	<u>60h</u>	<u>pv</u>	<u>1000m</u>			
12/12/15	5097	4	Golden Flash, Kent	7.30	703	1120	199	8.86	400	2:51.36
12/10/16	5512	1	Golden Flash, Kent	7.22	725	1312	201	8.78	460	2:50.67
2/04/17	5666	2	UA Invt, Akron	7.14	737	1244	202	8.53	465	2:45.05
2/25/17	5411	2	Mid-American, Ypsilanti	7.19	695	1313	199	8.55	425	2:47.90
12/9/17	5865	1	Golden Flash, Kent	7.34	682	1404	202	8.35	450	2:54.86

Outdoor:

	<u>100m</u>	<u>w</u>	<u>lj</u>	<u>w</u>	<u>sp</u>	<u>hj</u>	<u>400m</u>	<u>110h</u>	<u>w</u>	<u>disc</u>	<u>pv</u>	<u>jav</u>	<u>1500m</u>			
6/21/15	6387	2	New Balance, Greensboro	11.45	-1.9	695	+0.4	1157	197	52.48	16.73	+0.4	3397	380	4229	5:05.45
3/30/17	7497	4	Texas R, Austin	11.02	+2.0	712	+0.9	1081	203	49.24	14.88	+2.6	4137	450	5113	4:37.93
5/12/17	7640	1	Mid American, Kalamazoo	10.96	+1.1	701	+1.6	1412	205	49.43	14.87	+1.3	4013	450	5022	4:46.03
6/08/17	7725	9	NCAA I, Eugene	11.01	+0.2	743	+2.0	1348	210	49.46	14.80	+2.5	4055	441	4496	4:34.11

PRs: 7725 / 5865

10.96+1.1 756 1413 211 49.24 14.87+1.3 4137 465 5113 4:34.11

Indoor: 60m: 7.06 ; 60h: 8.26; 1000m: 2:45.05

Updated: 2/26/18

ZACH LORBECK

DOB:

POB:

Ht/wt:

Hometown: Green Bay, WI

High School: Bay Port HS

College: Wisconsin'20



2018: 4th at Husker in Lincoln and 4th at Big 10 in Geneva with PR 5663 score. **2017:** 9th at Big 10 indoors. Injured outdoors. **2016:** Redshirt year. **High School:** High jump and long jump state champion as a senior. **Personal:** Parents are James and Colleen Lorbeck. Major is Kinesiology.

Career:

Indoor:

1/28/17	5205	4	Black/Gold, Iowa City	7.09	679	1295	204	8.60	410	3:05.91	
2/25/17	5260	9	Big 10, Geneva	7.09	675	1324	199	8.62	440	3:05.14	
2/03/18	5611	4	Husker, Lincoln	6.97	705	1441	203	8.30	427	2:55.72	
2/24/18	5663	4	Big 10, Geneva	6.99	715	1447	206	8.40	435	2:55.34	

Outdoor:

4/23/17	dnf	-	Arkansas dual, Fayetteville	12.46	+2.1	369	+2.3	1286	dns	withdrew										

PRs: / 5663

715 1447 207

440

Indoor: 60m: 6.97; 60h: 8.30; 1000m: 2:55.34

Updated 2/17/18

NATHANIEL MECLHER

DOB: March 31, 1997
POB:
Ht/wt: 6-3, 178
Hometown: Kitchner, ONT, CAN
High School: Elmira District Secondary
College: Houston'20



2018: Repeated as American Conf champ indoors (5703). **2017:** American Conf indoor champ (5636) and outdoor runner-up (7374). **High School:** 4x national junior champion and record holder. **Personal:** Son of Colleen and Rioland Meclher. Major is Health. Active in Combined Events since 2011.

Career:

Indoor:

						<u>60m</u>	<u>lj</u>	<u>sp</u>	<u>hj</u>	<u>60h</u>	<u>pv</u>	<u>1000m</u>	
2/??/15	3593	1	Ontario CE Champs	8.74	620	1203	187	2:40	[60H	lj	sp	hj	1000]
3/13/15	3706	2	New Balance, NYC Armory	8.66	649	1287	182	2:39.00	[60H	lj	sp	hj	1000]
1/28/17	5376	1	Ryan, Houston	7.25	730	1100	191	8.60	455	2:45.42			
2/25/17	5636	1	American, Memphis	7.08	729	1195	195	8.47	465	2:40.55			
2/03/18	dnf	-	Thomas, College Station	7.13	741	1214	197	8.46	nh	dns			
2/24/18	5703	1	American, Birmingham	7.10	743	1240	195	8.34	460	2:41.10			

Outdoor:

				<u>100m</u>	<u>w</u>	<u>lj</u>	<u>w</u>	<u>sp</u>	<u>hj</u>	<u>400m</u>	<u>110h</u>	<u>w</u>	<u>disc</u>	<u>pv</u>	<u>jav</u>	<u>1500m</u>	
6/21/15	6739	1	Canada Jr Champs	11.37		648		1240	190	49.45	15.95		3299	380	4598	4:32.18	
8/01/15	7045	3	Pan Am Jr, Edmonton	11.16		681		1200	185	48.85	15.61		3523	410	4793	4:27.75	
6/19/16	7592	1	Pan Am CE Jr, Ottawa	11.05	0.0	717	-0.3	1202	202	48.66	14.84	+0.9	3873	450	4853	4:29.78	
7/20/16	6678	22	IAAF World Jr, Bydgoszcz	11.11	+1.7	701	+0.5	1231	198	[47.95	dsq]	14.47	+0.9	3610	450	4866	4:24.81
3/30/17	7255	7	Texas R, Austin	11.05	+1.3	716	+1.8	1141	185	48.36	15.11	+0.8	3038	460	4793	4:27.04	
5/13/17	7374	2	American, Houston	10.96	+1.5	683	+0.6	1226	183	48.60	14.87	+2.8	3305	470	5056	4:26.28	

PRs: 7374/ 5703

10.96+1.5 743 1240 203 48.36 14.97+1.8 4060 480 5056 4:26.28

Indoor: 60m: 7.08; 60h: 8.30; 1000m: 2:39.00

Updated 2/27/18

GABRIEL MOORE

DOB: Jan 10, 1996
POB:
Ht/wt: 6-3, 195
Hometown: Freeport, FL
High School: Freeport HS, FL
College: South Plains JC/Arkansas '19



2018: Indoor PR score (5777) at Razorback for 2nd and then was SEC runner-up. **2017:** Placed 7th at USA nationals with career best 7699 in Sacramento heat. 12th at NCAAs after 5th at SECs. Won Wisconsin dual with 7564 career best. Placed 4th at SEC indoors (5688). **2016:** Won national JUCO titles indoors and out while at South Plains JC. **2014:** Runner-up at USA Juniors and 8th at IAAF World Junior champs (7619). 2nd at Texas GA meet (6709) w/o long jump mark. Won Liberty U heptathlon (5153 pts). **2013:** 6th at IAAF World Youth Octathlon in Donetsk, UKR. Texas GA winner at 6811 score. **2012: High School: Personal:** Son of Christine Pulsifer.

Career:

Indoor:		<u>60m lj sp hj 60h pv 1000m</u>						
1/18/14	5153 1 Liberty, Lynchburg	7.10	657	1279	195	8.81	414	2:52.71
3/08/14	3794 3 New Balance Scholastic, NYC	8.78	661	1344	195	2:44.50		
2/06/16	4905 7 Thomas, College Station	7.11	630	1288	190	9.08	405	2:58.83
3/05/16	5116 1 NJCAA, Winston-Salem	7.22	649	1275	192	8.65	424	2:54.23
1/28/17	5512 5 Razorback, Fayetteville	7.10	689	1421	191	8.41	445	2:48.03
2/25/17	5688 4 SEC, Nashville	7.02	730	1431	194	8.45	450	2:46.79
3/11/17	5519 12 NCAA, College Station	7.15	669	1351	195	8.49	466	2:44.58
1/27/18	5777 2 Razorback, Fayetteville	7.02	717	1373	202	8.19	470	2:50.56
2/25/18	5650 2 SEC, College Station	7.03	704	1383	188	8.14	455	2:44.93

Outdoor:		<u>100m w lj w sp hj 400m 110h w disc pv jav 1500m</u>											
7/29/13	6393* 2 AAU JO, Humble	11.51	0.0	637	nwi	1313	182	50.93	16.46+1.3	3726	335	4532	4:48.32
6/02/13	6811* 1 Texas GA, Dallas	11.27	+1.0	662	0.0	1312	190	50.19	15.01+3.5	3646	370	4551	4:54.52
7/23/13	6796* 4 USATF JO, Greensboro	11.37	-1.0	656	+0.8	1321	185	49.04	15.26-1.4	4084	380	4603	5:09.94
1/26/13	6078* 2 USA Youth, Edwardsville	11.28	nwi	653	+2.3	14.54	-0.8	195/49.14	1454	4975	2:51.61		[Octathlon]
7/11/13	6013* 6 IAAF Youth, Donetsk	11.28	-1.7	690	+0.7	1363	49.60/14.74	+0.3	187	5181	2:56.18		[Octathlon]
5/25/14	6709* 2 Texas GA, Dallas	11.02	+2.9	nm		1442	197	48.94	14.55+1.9	4260	411	4754	4:47.61
6/26/14	7594+ 2 USA Jr, Sacramento	10.80	+2.6	716	+1.2	1357	196	48.51	14.98+2.1	4343	420	5055	4:48.87
7/23/14	7619+ 8 IAAF WJrC, Eugene	10.98	+2.0	701	+1.8	1341	197	49.01	14.82-0.6	4509	430	5225	4:45.68
3/31/16	7039 7 Texas R, Austin	10.92	+2.8	665	+2.7	1258	184	50.18	15.38+1.3	4150	430	5110	5:08.02
5/18/16	7097 1 NJCAA, Levelland	10.94		684		1302	194	49.73	15.27+2.1	3984	430	4976	5:22.27
4/23/17	7564 1 Wisconsin dual, Fayetteville	11.15	+2.1	675	+2.0	1386	200	49.07	15.20-0.5	4230	465	5265	4:47.65
5/12/17	7546 5 SEC, Tuscaloosa	11.01	+3.6	693	+1.9	1427	190	49.52	15.14+1.8	4383	430	5755	4:50.50
6/08/17	7527 12 NCAA I, Eugene	10.96	+0.2	709	+2.9	1411	189	49.78	15.04+0.4	4372	441	5420	4:55.50
6/23/17	7699 7 USA, Sacramento	10.96	+0.9	697	+2.4	1354	192	49.09	15.03-0.6	4650	460	5496	4:46.83
7/30/17	7370 8 Thorpe Cup, Dusseldorf	11.15	-0.5	700	-1.0	1325	187	49.33	15.06+1.3	4326	455	5126	5:00.09

PRs; 7699 / 5777 10.80+2.6 730i 1431 202 48.51 15.04+0.4 4650 470 5755 4:45.68

Indoor: 60m: 7.02 60h: 8.08; 1000m: 2:44.50.

*-high school implements/hurdles, +International junior implements/hurdles

TRENT NYTES

DOB: December 21, 1995

POB:

Ht/wt:

Hometown: Kaukauna, WI

High School: Kaukauna HS

College: Wisconsin'19



2028: Big 10 indoor winner with breakthrough 5810 career best. **2017:** Big 10 runner-up indoors, 4th outdoors.
2016: 3rd Big 10 indoors, 6th outdoors. **High School:** 2x state Div-1 high jump champ (PR 6-10). **Personal:** Parents are Tony and Gina Nytes. Major is Kinesiology.

Career:

Indoor:

1/30/16	5357	3	UNI Jennett, Cedar Falls	7.21	709	1287	204	8.39	410	2:58.13	
2/27/16	5475	3	Big 10, Geneva	7.22	710	1361	201	8.39	443	2:57.59	
1/28/17	5466	2	Black/Gold, Iowa City	7.29	712	1383	210	8.54	420	2:56.04	
2/25/17	5526	2	Big 10, Geneva	7.23	689	1373	205	8.39	440	2:50.86	
2/03/18	5656	2	Husker, Lincoln	7.13	722	1419	203	8.40	437	2:49.04	
2/24/18	5810	1	Big 10, Geneva	7.22	735	1393	212	8.34	445	2:44.60	

Outdoor:

4/07/16	7007	14	Bulldog, Athens	11.28+1.8	729+0.5	1213	206	51.22	15.57+1.5	4081	405	4121	5:03.68									
5/14/16	7224	6	Big 10, Lincoln	11.02+2.9	713+5.1	1284	212	51.42	15.78+2.5	4204	421	4234	4:55.69									
4/07/17	dnf	-	UA Click, Tucson	11.24-0.9	662nwi	1341	203	51.17	15.58-0.5	3813	nh	4967	dns									
5/13/17	7086	4	Big 10, U Park	11.04	731+0.8	1311	197	52.89	15.25	3882	420	4085	5:08.57									

PRs: 7224 / 5810

11.04+1.4 735 1419 212 51.22 14.88+0.1 4204 448 4993 4:55.69

Indoor: 60m: 7.13; 60h:8.34; 1000m: 2:44.60

Updated 2/26/18

GEORGE PATRICK

DOB: February 23, 1998
POB:
Ht/wt: 6-1, 175
Hometown: Brentwood, TN
High School: Brentwood Academy'16
College: Texas'20
Club: KinderSport



2018: Major PR score (5657) at Texas Tech abd then won Big 12 indoor title. **2017:** 3rd at Big 12 heptathlon indoors (5482). Won USA & Pasn-Am Jr title. **2016:** Repeated as Tennessee state deca champ. **2015:** Won US World Youth Trials with 7282 PR score and then placed 4th at IAAF World Youth champs with 7493 effort.. Won Tennessee state meet and regional (with 7286 variant score.) Was New Balance national indoor pentathlon winner (3961). **2014:** TSSAA sate decathlon runner-up. **Personal:** Father is Jason Patrick, former U of Texas decathlete.

Career:

Indoor:		<u>60m lj sp hj 60h pv 1000m</u>									
/12	2580										
12/27/13	3462	1	Hoover Alumni, Birmingham	8.47	644	1219	184	3:03.24			
	2963										
3/15/14	3500	6	New Balance, NYC Armory	8.44	640	1259	182	2:59.93			
3/14/15	3961	1	New Balance, NYC Armory	8.10	674	1528	194	2:56.91			
2/03/17	5354	7	Husker, Lincoln	7.01	711	1203	180	8.27	432	2:48.92	
2/25/17	5482	3	Big 12, Ames	7.01	735	1212	194	8.09	415	2:54.07	
1/27/18	5657	3	Texas Tech, Lubbock	6.97	730	1320	201	8.19	444	2:55.65	
2/24/18	5552	1	Big 12, Ames	6.96	742	1324	201	8.25	429	3:03.98	

Outdoor:		<u>100m w lj w sp hj 400m 110h w disc pv jav 1500m</u>											
5/21/13	5596~	4	D-II State, Murfreesboro*	12.01-1.8	626-2.4	1075	178	56.80	16.58+0.2	2796	366	1207tj	5:01.95
5/20/14	6821~	2	D-II State, Murfreesboro*	11.31	658	1279	183	52.83	14.77	3687	411	1349tj	5:01.75
7/12/14	6649~	1	Reg JO, Homewood	11.40	664	1275	192	52.03	15.14	3788	396	4180	5:08.37
5/05/15	7286~	1	TSSAA II Reg, Nashville*	11.22	698	1336	193	51.13	14.21	3922	41	1369tj	4:58.88
5/19/15	6882~	1	D-II State, Murfreesboro*	11.23nwi	688+0.3	1418	188	51.15	14.12+1.4	2316	427	1358tj	5:19.12
7/01/15	7282~	1	USA Youth Trials, Lisle	11.16+1.1	683+0.9	1511	187	51.96	14.19-0.4	4083	415	5401	5:04.24
7/16/15	7493^	4	World Youth Champs, Cali	11.18-0.9	726-0.4	1554	196	50.54	13.99+0.2	4171	420	4264	4:55.20
5/24/16	7324~	1	TSSAA State, Mufreesboro*	10.96	708	1349	193	50.76	14.05	3696	411	1356tj	5:04.01
3/30/17	dnf	-	Texas R, Austin	10.84+0.2	738+1.8	1191	200	50.65	14.65-1.1	3718	nh	[3391 1st day]	
5/13/17	dnf	-	Big 12, Lawrence	10.77+4.1	nm	1216	withdrew						
6/23/17	7547**	1	USA Jr, Sacramento	10.75+1.8	744+1.1	1389	195	50.40	14.44-2.1	4006	430	5444	5:11.99
7/21/17	7514	1	Pan Am Jr, Trujillo, PER	11.16-0.1	734+0.4	1459	193	49.74	14.32-0.2	3909	440	5202	5:05.09

PRs: 7547^ / 5657 10.77+4.1 762+2.4 1324 201 49.74 15.01-0.4 3718 460 5445 4:55.20

Indoor: 60m: 6.96 ; 60h: 8.09; 1000m: 2:48.92

Updated 2/28/18

~ =HS hurdles, implements, * =TJ replaced jav, ^ international youthm ** international junior

KARL-ROBERT SALURI

DOB: August 6, 1993
POB:
Ht/wt: 1.80m/5-10, 178lbs
Hometown: Tallinn, Estonia
High School: Audentese Spordigümnaasium
College: U of New Orleans '17
Georgia'18



2018: Won indoor Razorback (5866) and dnf'd at SECs. **2017:** 13th at IAAF in London. SEC outdoor runner-up with 7948 effort and then dnf'd at NCAAs. Third at SEC indoors (5731) followed by 3rd place at NCAAs indoors. **2016:** 7th at NCAAs and 23er at Rio Games for Estonian.. Opened with PR 8108 win at local meet. Managed indoor PR at Razorback and was SEC runner-up and then was 7th at NCAAs (5856). **2015:** did not compete after transferring to Georgia. **2014:** 5th at Texas Relays with PR 7597 score. Vault 'nh' ruined top score at Southland Conf. **2013:** Initially announced (3/20) that he would enroll at Arkansas, then enrolled in New Orleans. Dnf'd at Euro u23 champs. **2012:** 5th at IAAF World Junior champs. **2011:** 8th at Euro Jr champs. **High School: Personal:** Son of Priidik Saluri and Iiris Saluri. Majoring in Food Industry Marketing & Administration.

Career:

Indoor:			<i>60m</i>	<i>lj</i>	<i>sp</i>	<i>hj</i>	<i>60h</i>	<i>pv</i>	<i>1000m</i>
2/02/13	5598	8 Tallinn, Estonia	6.91	723	1379	186	8.69	454	2:43.73
1/30/16	5686	3 Razorback, Fayetteville	6.91	717	1399	181	8.51	470	2:39.77
2/27/16	5792	2 SEC, Fayetteville	6.87	733	1384	184	8.37	480	2:42.14
3/12/16	5856	7 NCAA I, Birmingham	6.78	729	1443	189	8.30	460	2:41.89
1/28/17	5796	3 Razorback, Fayetteville	6.85	729	1439	185	8.32	465	2:42.29
2/25/17	5731	3 SEC, Nashville	6.96	760	1427	182	8.30	460	2:45.18
3/11/17	6051	2 NCAA, College Station	6.79	758	1441	186	8.33	496	2:36.92
1/27/18	5866	1 Razorback, Fayetteville	6.90	738	1404	190	8.43	470	2:37.42
2/25/18	dnf	- SEC, College Station	6.87	753	1410	185	8.62		

Outdoor:			<i>100m</i>	<i>w</i>	<i>lj</i>	<i>w</i>	<i>sp</i>	<i>hj</i>	<i>400m</i>	<i>110h</i>	<i>w</i>	<i>disc</i>	<i>pv</i>	<i>jav</i>	<i>1500m</i>
5/22/11	7206jr2	Estonia Jr Rakvere	10.90	+1.5	703	-0.9	1385	178	51.01	15.85	+1.1	3920	415	5219	4:32.78
7/24/11	7453jr8	Euro Jr, Tallinn	11.10	-1.3	725	+0.9	1421	183	49.75	15.57	-0.1	3665	450	5332	4:30.12
6/21/12	7262jrwl	Tallinn	11.18	+4.0	697	+1.7	1451	182	51.47	15.48	+1.4	3953	435	5444	4:40.93
7/11/12	7583jr 5	IAAF WJrC, Barcelona	11.04	+0.3	721	+0.2	1420	183	49.60	15.51	-0.4	3930	450	5580	4:26.69
6/09/13	7268	6 Huddige	10.99	-0.9	701	-0.5	1330	182	49.87	16.19	+0.1	3304	447	5403	4:40.45
7/11/13	dnf	- Euro u23, Tampere	10.80	+0.8	716	+0.1	1315	withdrew							
3/26/14	7497	5 Texas R, Austin	10.73	+2.9	716		1298	181	50.44	15.66	+2.4	3801	460	6050	4:37.52
5/10/14	6787	3 Southland, Conway	10.54	+1.8	713	-0.2	1343	185	49.29	15.92	0.0	4066	nh	5632	4:43.29
6/12/14	dnf	- NCAA I, Eugene	dnf												
4/07/16	8108	1 Bulldog, Athens	10.66	+1.3	742	+1.2	1429	185	48.34	15.09	+1.5	4380	495	5799	4:27.43
6/09/16	7934	7 NCAA I, Eugene	10.52	+0.9	740	+2.6	1442	186	48.12	15.48	+0.3	4054	480	5458	4:30.14
8/18/16	7223	23 Olympic G, Rio de Janeiro	10.82	-0.1	702	-0.4	1388	177	50.32	16.51	+0.4	4296	450	4642	4:39.40
5/12/17	7948	2 SEC, Tuscaloosa	10.50	+3.4	744	+1.2	1415	184	47.59	15.06	+0.4	4129	480	5816	4:47.57
6/08/17	dnf	- NCAA I, Eugene	10.58	-0.1	760	+1.6	1422	186	47.98	15.55	+1.7	3449	withdrew		
8/20/17	8025	13 IAAF WC, London	10.55	-0.7	749	-1.0	1398	184	47.76	15.36	-0.5	4043	500	5712	4:31.31

PRs: 8108 / 6051

10.50+3.4 760+1.6 1443 190 47.59 15.06+0.4 4380 496 6050 4:26.69

Indoor: 60m: 6.78; 60h:8.30; 1000m: 2:36.92

Updated: 2/26/18

JARED SEAY

DOB: April 8, 1997
 POB:
 Ht/wt:
 Hometown: Ankeny, IA
 High School: Johnston HS
 College: Iowa Central Community College
 Nebraska'19



2018: 5th at Big Ten indoor heptathlon (5634). **2017:** Was NJCAA national champ in indoor heptathlon (5413). Was NJCAA outdoor decathlon runner-up (7038). **2016:** 4th at NJCAA indoors. **High School:** won the 4-A high jump state title in 2014 and 2015, clearing 6-9 (2.05m) as a senior. finished fourth in the 200m and sixth in the 100m as a senior. **Personal:** Played football at prep and JC levels.

Career:

Indoor:			<u>60m</u>	<u>lj</u>	<u>sp</u>	<u>hj</u>	<u>60h</u>	<u>pv</u>	<u>1000m</u>
2/20/16	4788	1 Region XI, Storm Lake	7.11	656	1261	207	9.28	340	3:08.86
3/05/16	4646	4 NJCAA, Winston-Salem	7.24	644	1247	210	8.96	274	3:08.77
1/28/17	5033	2 Johnson, Minneapolis	7.33	672	1283	206	8.40	358	3:05.29
3/04/17	5413	1 NJCAA, Pittsburg	7.17	723	1329	204	8.28	415	3:04.20
2/03/18	5459	5 Husker, Lincoln	7.10	717	1258	194	8.17	457	3:01.80
2/24/18	5634	5 Big 10, Geneva	7.13	721	1252	209	8.18	455	2:56.83

Outdoor:			<u>100m</u>	<u>w</u>	<u>lj</u>	<u>w</u>	<u>sp</u>	<u>hj</u>	<u>400m</u>	<u>110h</u>	<u>w</u>	<u>disc</u>	<u>pv</u>	<u>jav</u>	<u>1500m</u>
5/02/17	6573	1 Region XI, Council Bluffs	11.20	nwi	685	nwi	1186	199	53.00	15.55	nwi	4168	400	3776	5:25.06
5/18/17	7038	2 NJCAA, Hutchinson	10.98	nwi	687-0.6		1310	205	51.42	14.89	nwi	4272	395	3945	5:11.25


PRs: 7038 / 5634 10.98nwi 721 1329 214 51.42 14.89nwi 4272 457 3945 5:11.25

Indoor: 60m: 7.10; 60h: 8.17; 1000m: 2:56.83

Updated 2/27/18

HUNTER VEITH

DOB: March 16, 1995
 POB:
 Ht/wt: 6-1, 175
 Hometown: Cheney, KS
 High School: Cheney HS '13
 College: Wichita St' '18



2018: Won home opener indoors with breakthrough 5998 effort. **2017:** Won Sam Adams opener with 7610 PR. 9th at NCAAs indoors. Missouri Valley indoor champs with PR 5813 effort PR'd with 6th agt NCAAs outdoors (7866). **2016:** MVC decathlon champ. Red-shirt indoors-injury. **2015:** MVC indoor hept champ. **2014:** injured outdoors. **High School:** Lettered in X-C, basketball and T&F. HS bests include 6-9hj, 23-½ lj; 46-9 tj, 187-4jav. **Personal:** Son of Doug and Donna Veith. Majoring in Mechanical Engineering.

Career:

Indoor:		<u>60m lj sp hj 60h pv 1000m</u>									
2/01/14	4949 5	Varsity Apts, Wichita	7.16	671	1122	199	8.77	345	2:50.77		
3/02/14	5086 5	Missouri Valley, Cedar Falls	7.29	693	1196	208	8.69	360	2:56.38		
2/14/15	5189 1	WSU Wilson, Wichita	7.36	703	1156	199	8.74	415	2:49.40		
3/01/15	5260 1	Missouri Valley, Cedar Falls	7.26	716	1145	201	8.89	430	2:50.68		
1/27/17	5777 1	UNI Jennett, Cedar Falls	6.99	753	1321	201	8.30	455	2:49.77		
2/26/17	5813 1	Missouri Valley, Cedar Falls	7.06	727	1307	205	8.10	510	3:01.08		
3/11/17	5760 9	NCAA, College Station	7.00	755	1241	195	8.15	496	2:56.44		
12/1/17	5998 1	WSU, Wichita	6.90	759	1376	202	8.10	476	2:47.18		

Outdoor:		<u>100m w lj w sp hj 400m 110h w disc pv jav 1500m</u>												
3/20/14	7027 1	Rice U Crowe, Houston	11.15+0.4	722	0.0	1129	208	51.13	15.73	0.0	3353	380	5500	4:51.85
4/10/14	dnf -	WSU Woodman, Wichita	11.09+1.5	nm		1140	199	dnf						
4/17/14	dnf -	Oregon R, Eugene	11.28+1.9	683+3.6	1164	196	50.89	18.30+0.5	3411		withdrew			
3/18/15	6552 3	Rice U Crowe, Houston	11.41	0.0	701+0.4	1152	194	51.99	15.97-1.8	3058	390	5156	5:08.99	
3/16/16	6817 4	Rice U Crowe, Houston	11.20-0.5	687-1.2	1213	200	50.01	15.20+2.7	3530	465	2259	4:54.62		
4/14/16	7300 1	WSU Woodmans, Wichita	11.04+0.3	747+2.7	1182	204	50.65	15.04+1.7	3169	480	4181	4:46.38		
5/14/16	6998 1	Missouri Valley, Terre Haut	11.15+1.3	718+1.1	1195	203	52.04	15.14+1.6	3217	460	4916	5:19.83		
4/07/17	7610 1	Sam Adams, Santa Barbara	11.03-0.2	722	0.0	1217	198	48.83	14.52	3705	470	5533	4:50.02	
6/08/17	7866 6	NCAA I, Eugene	10.66+0.5	771+1.7	1272	201	49.16	14.40+1.3	3670	481	5595	4:57.64		

PRs: 7866 / 5998 10.66+0.52 778i 1376 209 48.83 14.40+1.3 3810 510 5710 4:46.38

Indoor: 60m: 6.90; 60h: 7.94; 1000m: 2:47.18

Updated 2/26/18