

**MEDIA GUIDE
2017
NCAA Div I**



**Women's
PENTATHLON**



March 10, 2017
Friday
Gilliam Indoor Track
Texas A&M University
College Station, Texas

Frank Zarnowski
DECA, The Decathlon Association
www.decathlonusa.typepad.com

Media Guide

2017 NCAA Indoor Women's Pentathlon

Time Schedule

Friday, March 10, 2017

60m Hurdles	12:15 pm
High Jump	1:00 pm (2 pits)
Shot Put	3:00 (2 circles)
Long Jump	4:00 (2 pits)
800 meters	5:10



Note- a rolling schedule will be maintained with @ 30 rest between the end of a previous event and the beginning of the succeeding event. Thus, the starting time for the 60m hurdles is official and the remaining events is estimated. (Source: NCAA.com)

Other Events: no other events on infield until 5:15 pm (women's shot put). Men's heptathlon begins at Noon am, and men's heptathlon high jump likely to be completed by 4:30 pm.

National Anthem	???
1st running event	5:30 pm (men's mile semifinal)

Qualifying Standards: [qualifying window: 2016 Indoor season]

Automatic Indoor Pentathlon Score: Top 16 (No Auto nor Provisional standard)...potential alternates listed
Final qualifier in 2015 was 4138 pts.

Entrants: [includes alternates] '17 best & qualifying score / meet

1.	Kendell Williams	SR Georgia	4686	SEC, Nashville
2.	Taliyah Brooks	JR Arkansas	4450	SEC, Nashville
3.	Leigha Brown	SR Arkansas	4379	SEC, Nashville
4.	Michelle Atherley	SO Miami	4281	ACC, South Bend
5.	Kelsey Herman	SO Arkansas	4278	Razorback, Fayetteville
6.	Nina Schultz	FR Kansas St	4271	Husker, Lincoln
7.	Jaclyn Siefring	JR Akron	4204	Invt, Akron
8.	Louisa Grauvogel	FR Georgia	4187	SEC, Nashville
9.	Stacey Destin	SO Alabama	4166	SEC, Nashville
10.	Holly Hankenson	SO Louisville	4151	ACC, South Bend
11.	Nikki Larch-Miller	SR Wichita St	#4143	Wilson, Wichita
12.	Georgia Ellenwood	SR Wisconsin	4122	Big Ten, Geneva
13.	Zoe Hughes	FR Harvard	4093	Heptagonals, NYC
14.	Melissa-Maree Farrington	SR Florida St	4086	ACC, South Bend
15.	Rose Jackson	SR North Dakota St	4077	Summit League, Brookings
16.	Breanne Borman	SR Wichita State	#4076	MVC, Cedar Falls
Alternates:				
17.	Payton Wade	JR Maryland	4059	Big Ten, Geneva
18.	Dallyssa Huggins	FR Maryland	4025	Husker, Lincoln



THE FIELD:



Top Row: Michelle Atherley, Breanne Borman, Taliyah Brooks, Leigha Brown, Stacey Destin, Georgia Ellenwood, Malissa-Maree Farrington, Louisa Grauvogel, Holly Hankenson, **Bottom Row,** Kelsey Herman Zoe Hughes, Rose Jackson, Nikki Larch-Miller, Nina Schultz, Jaclyn Sieftring, Kendell Williams, *alternates:*



PR PAGE

PR Page (alphabetical)

	<u>PR</u>	<u>60 H</u>	<u>hj</u>	<u>sp</u>	<u>lj</u>	<u>800m</u>	<u>NCAA adjusted-# qualifying score</u>	<u>Heptathlon PR</u>
+Atherley	4281 '17	8.37	177	1211	571	2:17.76	4281	none
+Borman	4133 '16	8.64	175	1285	585	2:25.02	4133	5406 '15
+Brooks	4457 '16	8.14	183	1197	644	2:17.66	4457	5991 '16
+Brown	4379 '17	8.41	177	1312	591	2:12.59	4379	5677 '17
+Destin	4166 '17	8.57	184	1135	598	2:21.32	4166	none
+Ellenwood	4392 '16	8.56	182	1276	619	2:15.70	4122	5935 '16
+Farrington	4086 '17	8.34	174	1185	603	2:20.16	4086	5735 '16
+Grauvogel	4187 '17	8.41	174	1271	591	2:17.42	4187	5747 '15
+Hankenson	4151 '17	8.50	164	1274	605	2:13.38	4151	5333 '16
+Herman	4278 '17	8.33	185	1238	624	2:22.47	4278	5495 '16
+Hughes	4093 '17	8.71	170	1207	607	2:21.62	4093	4971 '16
+Jackson	4077 '17	9.05	164	1275	608	2:15.34	4077	5269 '16
+Larch-Miller	4121 '17	8.22	166	1198	613	2:16.66	4121	5812 '15
+Schultz	4271 '17	8.33	180	1211	612	2:19.95	4271	5639jr'16
+Sieftring	4215 '16	8.58	167	1287	623	2:12.60	4215	5627 '16
+Williams	4703 '16	8.04	188	1355	654	2:15.31	4686	6402 '16
Alternates:								
+Wade	4059 '17	8.50	180	1001	584	2:22.97	4059	5324 '16
+Huggins	4025 '17	9.28	176	1357	535	2:11.07	4025	-----

NCAA I National Indoor Pentathlon Championships

Year	name	affiliation	score	meet site
2004	Hyleas Fountain	Georgia	4412	Fayetteville, AR
2005	Ashley Selig	Nebraska	4327	Fayetteville, AR
2006	Jacquelyn Johnson	Arizona St	4287	Fayetteville, AR
2007	Jacquelyn Johnson	Arizona St	4393	Fayetteville, AR
2008	Jacquelyn Johnson	Arizona St	4496	Fayetteville, AR
2009	Amy Menlove	Brigham Young	4365	College Station, TX
2010	Brianne Theissen	Oregon	4396	Fayetteville, AR
2011	Brianne Theissen	Oregon	4540	College Station, TX
2012	Brianne Theissen	Oregon	4536	Nampa, ID
2013	Erica Bougard	Mississippi St	4399	Fayetteville, AR
2014	Kendall Williams	Georgia	4635	Albuquerque, NM
2015	Kendall Williams	Georgia	4678	Fayetteville, AR
2016	Kendall Williams	Georgia	4703	Birmingham, AL

-Meet Records in **BOLD**-



Past Meet Results

2016 March 11, 2016, CrossPlex, Birmingham, AL

4703	Williams, Kendell/Georgia'17	8.09 186 1355 635 2:20.47
4432	Brooks, Taliyah/Arkansas'18	8.17 183 1155 618 2:22.59
4425	Iuel, Amalie/USC-NOR'17	8.48 180 1108 615 2:12.41
4390	Ellenwood, Georgia/Wisconsin-CAN'17	8.56 180 1276 608 2:20.05
4371	Stumbaugh, Payton/Arkansas'18	8.10 174 1214 597 2:18.01
4336	Gochenour, Alex/Arkansas'16	8.38 171 1265 595 2:15.38
4268	Rahn, Xenia/Georgia-GER'16	8.42 168 1300 607 2:21.34
4226	Dameus, Clairwin/Tenn St'16	8.29 159 1204 636 2:20.84
4218	Brown, Leigha/Arkansas'17	8.64 171 1311 557 2:13.87
4162	Sieferring, Jaelyn/Akron'18	8.76 165 1225 584 2:12.60
4153	Atherly, Michelle/Auburn'19	8.42 177 1211 544 2:19.81
4003	Borman, Breanne/Wichita St'17	8.64 168 1241 576 2:27.75
3912	Knodle, Page/Kansas St'16	8.42 159 1055 562 2:17.95
3623	Jones, Akela/Kansas St-BAR'16	10.98* 198 1359 680 dnf
dnf	Kunz, Annie/Texas A&M'16	8.44 177 1321 nm dns
dnf	Johonnot, Karli/Duke'16	8.72 withdrew

16s,14f, *-fell in hurdles; **bold**- Collegiate and Meet records

2015 March 14, 2015, Tyson Center, Fayetteville, AR

4678	Kendell Williams	Georgia	8.10 183 1224 653 2:17.30 MR, CR
4566	Erica Bougard	Mississippi St	8.16 183 1246 616 2:16.93
4450	Xenia Rahn	North Carolina	8.39 177 1298 623 2:20.17
4430	Alex Gochenour	Arkansas	8.41 180 1237 604 2:16.85
4372	Jess Herauf	Minnesota	8.78 174 1374 593 2:12.90
4259	Quintunya Chapman	Georgia	8.33 153 1395 607 2:15.38
4230	Taliyah Brooks	Arkansas	8.54 180 1022 608 2:19.79
4184	Georgia Ellenwood	Wisconsin	8.83 174 1158 602 2:18.33
4164	Chari Hawkins	Utah	8.48 177 1152 589 2:24.98
4143	Erica Twiss	Kansas St	8.38 174 896 592 2:13.88
4089	Leigha Brown	Arkansas	8.77 174 1248 540 2:17.11
4069	Shanice Stewart	Texas Tech	8.41 171 1348 617 2:46.23
4019	Jena Hemann	Texas A&M	8.64 174 1276 535 2:24.66
3432	Lindsay Vollmer	Kansas	8.29 177 1211 570 dnf
dnf	Fabia McDonald	Ole Miss	8.85 168 1253 571 dns
dns	Brittany Harrell	Florida	

2014 March 15, 2014, Convention Center, Albuquerque, NM

4635	Kendell Williams	Georgia	8.21 188 1205 632 2:17.31	WJR, CR, MR
4586	Erica Bougard	Mississippi St	8.31 179 1251 629 2:12.63	
4287	Brittany Harrell	Florida	8.54 176 1122 602 2:15.53	
4368	Lucie Ondraschkova	Georgia	8.49 176 1130 594 2:16.23	
4253	Deanna Latham	Wisconsin	8.34 170 1199 598 2:18.55	
4229	Sarah Chauchard	E Michigan	8.73 170 1332 587 2:18.23	
4202	Brittney Howell	Penn St	8.31 173 1156 621 2:29.06	
4193	Jena Hemann	Texas A&M	8.63 173 1322 582 2:23.58	
4172	Jess Herauf	Minnesota	8.81 170 1267 590 2:18.66	
4151	Erica Twiss	Kansas St	8.26 176 933 600 2:20.50	
4120	Thea LaFond	Maryland	8.58 185 1002 579 2:24.63	
4107	Quintunya Chapman	Georgia	8.49 161 1290 587 2:20.99	
4042	Alex Gochenour	Arkansas	8.43 170 1248 580 2:31.59	
4025	Chari Hawkins	Utah St	8.33 179 1148 567 2:25.36	
3996	Allison Reaser	San Diego St	8.32 158 1110 586 2:20.37	
3968	Sarah Graham	S Carolina	8.61 173 1175 545 2:25.29	

2013 March 9, 2013, Randal Tyson Center, Fayetteville, AR

4399	Erica Bougard	Mississippi St	8.34 175 1100 611 2:10.80	
4327	Keia Pinnick	Arizona St	8.22 163 1123 623 2:11.31	[NCAA now breaks ties]
4327	Makeba Alcide	Arkansas/St Lucia	8.45 175 1222 584 2:14.05	
4228	Lucie Ondraschkova	Georgia-CZE	8.78 175 1155 597 2:15.58	
4209	Martina Salander	Harvard/SWE	8.61 163 1423 585 2:19.36	
4178	Merryl Mbeng	Kansas St/FRA	8.71 172 1076 598 2:14.07	
4167	Marissa Golliday	Illinois	8.91 175 1154 578 2:13.92	
4112	Jessica Flax	Wisconsin	8.46 163 1250 565 2:16.15	
4105	Lindsay Vollmer	Kansas	8.54 172 1210 587 2:26.26	
4094	Thea LaFond	Maryland	8.70 181 1007 577 2:20.65	
4066	Deanna Latham	Wisconsin	8.34 163 1138 596 2:22.77	
4039	Shanay Briscoe	Texas	8.85 184 1255 547 2:31.01	
3916	Claire McConnell	Oklahoma	8.68 169 1128 564 2:26.25	
3742	Tanya Friesen	Wichita St	8.87 172 1039 548 2:31.31	
dnf	Xenia Rahn	Memphis/GER	8.75 175 nw withdrew	
dnf	Charlene Charles	Jacksonville/FRA	dnf inj withdrew	



16s,14f

2012 March 10, 2012, Nampa, ID

4536	Brianne Theisen	Oregon	8.25 184 1246 595 2:13.95	
4299	Dorcas Akinniyi	Wisconsin	8.68 184 1395 555 2:22.78	
4269	Madeline Buttinger	Notre Dame	8.99 175 1305 602 2:17.79	
4241	Barbara Nwaba	UCSB	8.67 175 1350 561 2:17.94	
4142	Ryann Kraus	Kansas St	8.60 172 1204 567 2:17.74	
4118	Brittany Harrell	Florida	8.69 172 1165 592 2:21.75	
4114	Jasmine Cotton	Cincinnati	8.47 175 1080 594 2:24.66	
4038	Olimpia Nowak	N Iowa	8.48 169 1212 548 2:20.82	
4000	Kaylon Eppinger	Alabama	8.41 169 1215 575 2:31.38	
3985	Erica Bougard	Mississippi St	8.59 166 1037 576 2:18.00	
3976	Malaikah Love	Sn Illinois	8.60 157 1290 568 2:21.28	
3954	Megan Fausto	Houston	9.07 172 1013 588 2:19.60	
3951	Lindsay Schwartz	S Alabama	8.59 166 1020 585 2:21.70	
3915	Makeba Alcide	Arkansas	8.62 166 1064 570 2:22.63	
3740	Fabia McDonald	Mississippi	8.75 160 921 567 2:20.74	
3186	Jessica Flax	Wisconsin	8.62 nh 1226 543 2:18.98	

2011 March 11, 2011, College Station, TX

				<u>60h</u>	<u>hj</u>	<u>sp</u>	<u>lj</u>	<u>800m</u>	
4540	Theisen, Brianne	Jr	Oregon/CAN	8.35	184	1238	596	2:11.82	PR, NR, FHR, MR, CR
	Old MR: Jackie Johnson/Az St 4496. Also superior to own 4507 '11 on oversized track.								
4396	McMillan, Chantae	Sr	Nebraska	8.69	166	1457	633	2:18.61	PR [NCAA did not break ties in 2011]
4396	Profit, Kiani	Sr	Maryland	8.41	175	1200	588	2:09.67	PR
4254	Akinniyi, Dorcas	Jt	Wisconsin	8.67	178	1280	591	2:22.86	PR
4128	Carrier, Chelsea	Sr	West Virginia	8.29	166	1130	596	2:21.32	
4115	Krais, Ryann	Jr	Kansas St	8.71	172	1136	643	2:09.93	PR
4054	Love, Malaikah	Jr	Sn Illinois	8.85	166	1302	574	2:21.21	PR
4042	Wortham, Ellen	Jr	Tennessee	8.46	172	996	572	2:18.44	PR
4020	Nwaba, Barbara	Jr	UCSB	8.87	175	1210	550	2:21.84	
4006	Dumitrescu, Diana	Jr	Kent St/ROM	8.99	169	1311	571	2:25.16	
3992	Nwokey, Precious	Jr	Kentucky	8.59	166	1047	573	2:17.24	
3947	Nowak, Olimpia	Jr	N Iowa/POL	8.73	160	1214	561	2:18.62	
3919	Alcide, Makeba	Soph	Arkansas/St L	8.86	169	1160	546	2:20.62	
3906	Ondraschkova, Lucie	Soph	Georgia/CZE	8.91	172	1009	556	2:18.32	
3814	Lofton, Sherrina	Sr	CSU-Northridge	8.63	163	1113	535	2:22.30	
3573	Carlson, Whitney	Sr	N Dakota St	8.68	151	1003	612	2:42.46	

16s,16f.

2010 March 12, 2010 , Fayetteville, AK

				<u>60h</u>	<u>hj</u>	<u>sp</u>	<u>lj</u>	<u>800m</u>	
4396	Brianne Theisen	So	Oregon	8.44	174	1265	608	2:15.58	
4242	Kiani Profit	Jr	Maryland	8.40	171	1075	590	2:11.86	
4156	Sandy Fortner	Sr	New Mexico	8.70	171	1307	594	2:25.41	
4133	Chelsea Carrier	Jr	West Virginia	8.29	171	1040	589	2:19.49	
4113	Liane Weber	Sr	Clemson	8.50	168	1187	588	2:21.77	
4061	Uhunoma Osazuwa	Sr	Syracuse	8.63	171	1118	608	2:27.52	
4056	Dorcas Akinniyi	So	Wisconsin	8.86	174	1156	597	2:26.18	
4055	Diana Dumitrescu	So	Kent State	8.77	165	1278	604	2:27.39	
3985	Precious Nwokey	So	Kentucky	8.64	162	1093	583	2:18.09	
3949	Ryann Krais	So	UCLA	8.97	171	1056	564	2:17.44	
3916	Malaikah Love	So	Southern Ill	8.91	162	1158	580	2:21.31	
3789	Chealsea Taylor	Sr	Alabama	8.59	174	1091	546	2:36.67	
3752	Amy Otis	Sr	BYU	8.48	153	1142	585	2:33.59	
3601	Kettiany Clarke	Sr	South Carolina	8.39	153	1171	533	2:36.65	
dnf	Kelsey Lloyd	Jr	Texas Tech	8.58	177	1073	3f		
dnf	Megan Wheatley	Sr	Nebraska	8.68	nh	1241	withdrew		
dnf	Chantae McMillan	Jr	Nebraska	8.91	165	1325			

2009 March 12, 2009, College Station, TX

				<u>60h</u>	<u>hj</u>	<u>sp</u>	<u>lj</u>	<u>800m</u>	
4365	Menlove, Amy/BYU			8.26	169	1162	640	2:18.65	
4342	Hunter, Gayle/Penn St			8.50	163	1220	638	2:13.73	
4321	Theissen, Brianne/Oregon-CAN			8.54	181	1116	602	2:17.37	
4267	Wheatley, Megan/Nebraska-AUS			8.62	163	1329	717	2:17.62	
4252	Wade, Bette/Michigan			8.58	172	1326	606	2:24.76	
4235	Weber, Lianne/Clemson-GER			8.66	172	1130	601	2:14.04	
4118	Wichmann, Annett/Hawaii-GER			9.05	175	1380	558	2:21.86	
4096	McMillan, Chantae/Nebraska			8.77	166	1230	614	2:24.97	
4088	McFadden, Kalindra/Oregon			8.83	169	1260	568	2:18.37	
4063	Liehr, Whitney/Stanford			8.72	178	1010	606	2:26.56	
3997	Trimble, Ashley/Kentucky			8.48	163	1137	561	2:17.81	
3962	Bamigboye, Buky/G-town			8.81	163	1183	558	2:16.73	
3934	Quinley, Shevell/Arizona			8.82	169	1169	575	2:27.17	
3875	Cotton, Jasmine/Cincinnati			8.70	172	1068	579	2:32.50	
3823	Carrier, Chelsea/West Virginia			8.36	157	1009	576	2:24.62	

3651	Akinniyi, Dorcas/Wisconsin	9.05 152 1026 518 2:28.08
dnf	Mamona, Patricia/Clemson-POR	8.65 160 1056 565 dnr
dnf	Moore, Erica/Indiana St	8.96 160 1045 561 dnr

2008 March 12, 2008, Fayetteville, AK

		<u>60h</u>	<u>hj</u>	<u>sp</u>	<u>lj</u>	<u>800m</u>
4496	Johnson, Jacquelyn	Arizona State	8.23	178	1186	616 2:13.45
4366	Wade, Bette	Michigan	8.67	181	1320	622 2:26.61
4256	Quinley, Shevell	Arizona	8.58	175	1168	617 2:21.87
4177	Wichmann, Annett	Hawaii-GER	8.95	175	1411	554 2:19.68
4141	Hunter, Gayle	Penn State	8.53	160	1137	628 2:18.86
4137	Roehrig, Liz	Minnesota	8.79	175	1252	594 2:26.28
4116	Kennedy, Julianne	Texas Tech	8.49	175	1245	561 2:24.95
4103	Abrahamsen, Charlotte	Memphis-NOR	8.97	175	1509	550 2:29.15
4069	Hasan, Alyssa	Notre Dame	8.68	175	1204	582 2:28.16
4059	Harris, Marissa	Mississippi State	8.32	169	1203	612 2:36.80
4017	Riel, Tiana	Boston College	8.65	172	1107	568 2:21.63
3905	Fortner, Sandy	New Mexico	8.75	166	1225	565 2:28.35
3882	Collins, Lauren	UC-Irvine	8.95	174	1018	537 2:18.64
3878	Nowak, Olympia	Northern Iowa	8.78	163	1145	554 2:20.67
3836	Kerr, Tammilee	Iowa	8.88	169	1131	557 2:27.63
3806	Stipe, Dani	Northern Iowa	8.76	166	960	574 2:24.41
dns	Chaplin, Etienne	Arkansas				

2007 March 10, 2007, Fayetteville, AK

		<u>60h</u>	<u>hj</u>	<u>sp</u>	<u>lj</u>	<u>800m</u>
4393	Johnson, Jacquelyn	Arizona St	8.30	175	1283	579 2:13.52
4339	Pickler, Diana	Washington St	8.35	181	1180	593 2:20.09
4225	Talbot, Melissa	Wisconsin	8.41	169	1258	591 2:19.94
4202	Greene, Kristin	Fordham-GER	8.79	181	1150	584 2:19.67
4131	Wade, Bette	Michigan	8.56	169	1232	591 2:23.19
4085	Stechschulte, Abbie	West Virginia	8.68	163	1283	592 2:22.11
4084	Lloyd, Katie	Colorado St	8.74	172	1227	587 2:25.48
4073	Hill, Kasey	Boston College	8.60	166	1224	551 2:15.06
4046	Pickler, Julie	Washington St	8.72	172	1101	572 2:19.03
4025	Hunter, Gayle	Penn St	8.60	169	1107	586 2:23.14
4007	Wichmann, Annett	Hawaii-GER	9.01	172	1261	544 2:19.18
3916	Kreb, Gunild	Virginia Tech-GER	8.98	163	1369	535 2:21.65
3901	Highsmith, Tamara	Connecticut	8.73	172	1033	537 2:18.72
3868	Kennedy, Julianne	Texas Tech	8.76	166	1198	560 2:28.52
3831	Weber, Liane	Clemson-GER	8.84	166	1114	563 2:26.39
3229	Roehrig, Elizabeth	Minnesota	8.96	172	1289	nm 2:28.51

2006 March 11, 2006, Fayetteville, AK

		<u>60h</u>	<u>hj</u>	<u>sp</u>	<u>lj</u>	<u>800m</u>
4287	Johnson, Jacqueline	Arizona St	8.37	176	1181	588 2:17.99
4267	Pickler, Julie	Washington St	8.58	176	1183	594 2:17.48
4224	Triesscheijn, Saskia	Virginia Tech-GER	8.69	170	1319	580 2:17.03
4193	Dupree, Ryanne	Texas-San Antonio	8.61	173	1196	601 2:21.87
4147	Selig, Ashley	Nebraska	8.62	170	1115	588 2:15.68
4115	Roerig, Liz	Minnesota	8.89	176	1193	598 2:25.11
4086	Hammond, Chelsea	South Carolina	8.45	173	1017	616 2:27.30
4069	Thomas, Tamara	Central Michigan	8.38	173	1017	585 2:22.53
4028	Williams, Jennifer	Michigan	9.33	182	1046	548 2:12.45
4017	Partain, Tracy	Missouri State	8.57	170	1126	566 2:21.67
3995	Baker, Sara Jane	Nebraska	8.98	173	1148	538 2:14.61
3958	Chang, Crystal	S.F. Austin St	9.01	170	1208	545 2:18.58

3932	Ayers-Stamper, Danielle	Cal Poly-SLO	8.93	167	1209	569	2:24.32
3917	Wade, Bettie	Michigan	8.94	170	1129	582	2:26.96
3897	Talbot, Melissa	Wisconsin	8.49	158	1146	557	2:20.18
3874	Stechschulte, Abbie	West Virginia	8.77	161	1221	554	2:23.19
3824	Akre, Megan	LSU	8.74	170	1008	540	2:21.89
3797	Kreb, Gunild	Virginia Tech-GER	9.06	158	1364	527	2:22.93

[18]

2005 March 12, 2005, Fayetteville, AK

			<u>60h</u>	<u>hj</u>	<u>sp</u>	<u>lj</u>	<u>800m</u>
4327	Selig, Ashley	Nebraska	8.72	176	1132	616	2:13.40
4312	Menlove, Amy	BYU	8.28	167	1115	667	2:24.69
4140	Kurrat, Manuela	Idaho-GER	8.88	167	1305	558	2:12.20
4133	Stockard, Jessica	Georgia	8.71	176	1085	609	2:23.84
4055	Williams, Amber	Miami	8.46	164	1146	599	2:23.62
4048	Triesscheijn, Saskia	Virginia Tech-GER	8.91	170	1309	537	2:16.74
4048	Hahn, Josie	Vanderbilt	8.93	176	1174	556	2:19.26
4036	Spence, Christine	UNLV	8.58	182	1116	485	2:13.93
4015	Partain, Tracy	Missouri St	8.62	173	1118	567	2:23.51
4000	Pickler, Diana	Washington St	8.49	176	1116	566	2:29.41
3983	Berendsen, Liis	BYU	9.14	170	1114	588	2:19.54
3978	Baker, Sara Jane	Nebraska	9.04	173	1067	565	2:16.73
3973	McDowell, Beyonka	Arkansas	8.64	158	1390	592	2:32.46
3889	Hunter, Gayle	Penn State	8.90	161	975	609	2:20.18
3886	McGill, Tamara	Pittsburgh	8.52	173	1294	528	2:35.79
dnf	Pickler, Julie	Washington St	8.66	176	1116	3f	dns
dnf	Dupree, Ryanne T	exas-San Antonio	8.83	164	1053	3f	dns

[17]

2004 March 13, 2004, Fayetteville, AK

			<u>60h</u>	<u>hj</u>	<u>sp</u>	<u>lj</u>	<u>800m</u>
4412	Fountain, Hyleas	Georgia	8.15	180	1146	645	2:27.61
4263	Johnson, Jacquelyn	Arizona St	8.53	171	1198	609	2:18.17
4189	Meredith, Brooke	California	8.76	171	1273	591	2:19.49
4173	Wright, JaNelle	Kansas St	8.65	174	1206	609	2:25.97
4144	Hammond, Chelsea	South Carolina	8.65	177	1058	638	2:30.82
4064	Hahn, Josie	Vanderbilt	8.97	183	1125	551	2:20.49
4054	Selig, Ashley	Nebraska	8.72	168	995	593	2:14.39
4033	Willmann, Jordan	Baylor	8.83	168	1254	549	2:17.13
3968	Webb, Koya	Wichita St	8.98	174	1128	560	2:21.12
3848	Baker, Sara Jane	Nebraska	9.26	171	979	567	2:17.40
3825	Dupree, Ryanne	Texas-San Antonio	8.72	165	981	578	2:24.72
3786	Pickler, Diana	Washington St	8.72	165	1099	563	2:30.24
3779	Turpin, Annmarie	UC-Irvine	8.86	168	1010	545	2:22.65
3751	Brownson, Maranda	Nevada-Reno	8.88	165	1006	555	2:23.79
3591	McGaffagan, Alexis	South Florida	9.05	162	921	543	2:23.73
3075	Andrus, Abby	Oregon	9.20	168	1097	3f	2:23.05

[16]

NB: Individual meet record in **BOLD**

Indoor Women's Pentathlon Records

Individual Events

World Records

60mH	7.91	Jessica Ennis/GBR	Istanbul, IAAF-4965	2012
HJ	1.99m(6-6 ½)	Tia Hellebut/BEL	Valencia-4867	2008
SP	20.27m (66-6)	Eva Wilms/GER	Berlin-4641	1977
LJ	6.81m(22-3)	Nadine DeBois/FRA	Paris	1986
800m	2:04.42	Ester Goossens/NED	Kalbach	1997
Score	5013	Nataliya Dobrynska/UKR	Istanbul	2012

[8.38 184 1651 657 2:11.16]



American Records

60mH	7.99	Tiffany Lott-Hogan/USA	Chapel Hill/USATF-4224	2004
HJ	1.94m(6-4¼)	Gwen Wentland/Kansas St	Manhattan -4115	1995
SP	15.59m(51-1¾)	Sharon Day-Monroe/Asics	Albuquerque-4805	2014
LJ	6.68m(21-11)	Hyleas Fountain/Nike	University Park, PA-4731	2010
800m	2:08.36	Erica Moore/Indiana St	Ames-4030	2009
Score	4805	Sharon Day-Monroe	Asics	2014

[8.44 188 1559 609 2:13.19]



Collegiate Records

60mH	8.10	Kendell Williams/Georgia	Fayetteville/NCAA-4678	2015
HJ	1.98m/6-6	Akela Jones/Kansas St/BAR	Birmingham-NCAA-3623	2016
SP	16.34m(53-7½)	Austra Skyute/Kansas St/AUT	Manhattan	2002
LJ	6.80m(22-3¾)	Akela Jones/Kansas St/BAR	Birmingham-NCAA-3623	2016
800m	2:06.88	Amalie Iuel/USC	Seattle-4444	2016
Score	4703	Kendell Williams/Georgia	Birmingham/NCAA I	2016

[8.09 186 1355 635 2:20.47]



NCAA I Meet Records

60mH	8.10	Kendell Williams/Georgia	Fayetteville/NCAA-4678	015
HJ	1.98m/6-6	Akela Jones/Kansas St/BAR	Birmingham-NCAA-3623	2016
SP	15.09m(49-6¼)	Charlotte Abrahamsen/Memphis-NOR	Fayetteville-4103	2008
LJ	6.80m(22-3¾)	Akela Jones/Kansas St/BAR	Birmingham-NCAA-3623	2016
800m	2:09.67	Kiani Profit/Maryland	College Station-4396	2011
Score	4703	Kendell Williams/Georgia	Birmingham/NCAA I	2016

[8.09 186 1355 635 2:20.47]



Texas A&M Gilliam Track- Facility Records

60m H	8.27	Kendell Williams/Georgia	SEC-4283	2014
HJ	1.88m/6-2	Brianne Theisen/Oregon-CAN	Mondo-4555	2012
SP	14.57m/47-9½	Chantae McMillan/Nebraska	NCAA I-4396	2011
LJ	6.43m/21-1¼	Ryann Kraus/Kansas St	NCAA I-4115	2011
800m	2:09.67	Kiani Profit/Maryland	NCAA I-4396	2011
Score	4555 points	Brianne Theisen/Oregon-CAN	Mondo	2012

[8.38 188 1287 599 2:16.90]



Top Facility Scores

4555	Brianne Theisen	Oregon	Mondo	2012
4540	Theisen		NCAA I	2011
4458	Rrica Bougaard	Mississippi St	SEC	2014
4396	Chantae McMillan	Nebraska	NCAA	2011
4396	Kiani Profit	Maryland	NCAA	2011

4283	Kendell Williams	Georgia	SEC	2014
4254	Dorcas Akinniyi	Wisconsin	NCAA	2011
4225	Luci Ondraschkova	Georgia	SEC	2014
4208	Kia Pinnick	Arizona St	Mondo	2013
4160	Jena Hemann	Texas A&M	Aggie Invt	2015
4137	Brittany Harrell	Florida	SEC	2014
4128	Chelsea Carrier	West Virginia	NCAA	2011
4115	Ryann Kraus	Kansas St	NCAA	2011

All-Time Collegiate List [as 3/1/17]


4703	Kendell Williams	Georgia	NCAA I, Birmingham 3/10/16	8.09 186 1355 635 2:20.47
	Williams		SEC, Nashville 2/24/17	
4678	Williams		NCAA I, Fayetteville, 3/14/15	8.10 183 1224 653 2:17.30
4643	Akela Jones	Kansas St	KSU Skuyite, Manhatta, 1/22/16	8.25 185 1299 664 2:25.63
4635	Williams		NCAA I, Albuquerque 3/15/14	8.21 188 1205 632 2:17.31
4609	Williams		McCravey, Lexington 1/23/15	8.23 185 1277 646 2:22.89
4586	Erica Bougard	Mississippi St	NCAA I, Albuquerque 3/15/14	8.31 179 1251 629 2:12.63
4569	Makeba Alcide	Arkansas	SEC, Fayetteville 2/23/13	8.35 187 1232 615 2:16.37
4566	Bougard		NCAA I, Fayetteville, 3/14/15	8.16 183 1246 616 2:16.93
4558	Williams		Razorback, Fayetteville 1/29/16	8.26 187 1251 638 2:24.96
	<i>[10 performances]</i>			
4555	Brianne Theisen	Oregon-CAN	Mondo, College Station 1/27/12	8.38 188 1287 599 2:16.90
4540	Theisen		NCAA, College Station 3/11/11	8.35 184 1238 596 2:11.82
4536	Theisen		NCAA, Nampa 3/10/12	8.25 184 1246 595 2:13.95
4507	Theissen		U Washington, Seattle, 1/28/11	8.45 183 1270 602 2:14.50 >o
4498	Sami Spenner	Nebraska-Ohama	USA, Albuquerque	8.52 176 1225 634 2:12.87
4496	Jacquelyn Johnson	Arizona St	NCAA, Fayetteville 3/12/08	8.23 178 1186 616 2:13.45
4464	Alcide		Razorback, Fayetteville	8.45 189 1205 588 2:16.94
4458	Beaugard		SEC, C Station 2/27/14	8.37 178 1248 614 2:15.41
4457	Taliyah Brooks	Arkansas	Razorback, Fayetteville 1/29/16	8.18 178 1140 635 2:19.06
	Brooks		SEC, Nashville 2/24/17	
4450	Xenia Rahn	N Carolina-GER	NCAA I, Fayetteville 3/14/15	8.39 177 1298 623 2:20.17
4444	Amalie Iuel	USC-NOR	Mountain Pacific 2/27/16	8.48 178 1107 603 2:06.88
	<i>[10 performers]</i>			
4439	Austra Skuyjte	Kansas St	Big 12, Lincoln 2/22/02	8.91 176 1582 597 2:19.79
4430	Alex Gochenour	Arkansas	NCAA I, Fayetteville, 3/14/15	8.41 180 1237 604 2:16.85
4417	Hyleas Fountain	Georgia	SEC, Lexington 2/27/04	8.23 181 1171 632 2:24.94
4404	Lindsay Vollmer	Kansas	Big 12, Ames 2/27/15	8.35 178 1312 609 2:22.56
4396	Chantae McMillan	Nebraska	NCAA I, College Station 3/11/11	8.69 166 1457 633 2:18.61
4396	Kiani Profit	Maryland	NCAA I, College Station 3/11/11	8.41 175 1200 588 2:09.67
4393	Jess Lehman	Minnesota	Big 10, Geneva 2/27/16	8.75 167 1398 603 2:10.33
4392	Georgia Ellenwood	Wisconsin	Big 10, Geneva 2/27/16	8.61 182 1250 590 2:15.70
4379	Leigha Brown	Arkansas	SEC, Nashville 2/24/17	
4372	Jess Herauf	Minnesota	NCAA I, Fayetteville, 3/14/15	8.78 174 1374 593 2:12.90

[20 performers]
>o – oversized track

Athletes Bios: [listed alphabetically, includes alternates]

MICHELLE ATHERLEY

DOB: December 12, 1995
 POB:
 Ht: 5-8
 Hometown: North Point, FL
 High School: Port Charlotte HS
 College: Auburn, Miami (FL)'19



2017: Transferred to Miami and won ACC crown with 4281 PR. **2016:** 6th at SEC as freshman at Auburn. **High School:** 2x district and regional champion in 100m hurdles and 300m hurdles. Runner-up in 1090m hurdles and 3rd in triple jump at 2015 Fla state meet. 2015 Florida State Weightlifting champion. **Personal:** Daughter of Clifford and Brenda Atherley. Political Science major.

Career:

Indoor:			<u>60h</u>	<u>hj</u>	<u>sp</u>	<u>lj</u>	<u>800</u>
3/11/15	3439	6	New Balance Prep, NYC Armory	8.69	155	820	538 2:28.82
2/05/16	3833	5	Husker Sevigne, Lincoln	8.58	163	1059	558 2:23.91
2/27/16	4148	6	SEC, Fayetteville	8.40	175	1114	562 2:17.76
3/11/16	4153	11	NCAA I, Birmingham	8.42	177	1211	544 2:19.81
1/20/17	3984	1	McCravey, Lexington	8.43	173	1090	527 2:18.94
2/23/17	4281	1	ACC, South Bend	8.35	176	1178	576 2:15.80

Outdoor:		<u>100h</u>	<u>w</u>	<u>hj</u>	<u>sp</u>	<u>200m</u>	<u>w</u>	<u>lj</u>	<u>w</u>	<u>jav</u>	<u>800m</u>
PRs:	/ 4281	13.44		177	1211			571			2:17.76

Indoor: 60mH: 8.37

Updated: 3/3/17

BREANNE BORMAN

DOB: December 29, 1993
POB: St. Louis, MO
Ht: 5-7½
Hometown: DeSoto, MO
High School: Festus HS
College: Wichita St'17



2017: Won MVC indoors with 4054 score. **2016:** Missouri Valley Conf indoor runner-up with 4133 PR score and outdoor champ. **2015:** First indoors and 2nd outdoors at MVC CEs. **2014:** 3rd indoors in MVC pentathlon and MVC shot put winner. Outdoors was MVC high jump champ. **2013:** red-shirted. **High School:** Won indoor prep national pentathlon. Was Missouri all-state on ten occasions. **Personal:** Daughter of Rich and Laura Borman. Maoring in Elementary Education.

Career:

Indoor:

				<u>60h</u>	<u>hj</u>	<u>sp</u>	<u>lj</u>	<u>800</u>
2/01/13	3257	7	Varsity Apts, Wichita	9.33	157	1026	499	2:36.76
3/01/14	3847	3	MVC, Cedar Falls	8.88	162	1209	569	2:27.10
1/30/15	3831	2	Jennett, Cedar Falls	8.84	168	1207	579	2:29.00
2/28/15	3835	1	MVC, Cedar Falls	8.73	168	1158	574	2:34.82
12/1/15	3020	9	Shocker, Wichita	8.77	171	1199	nm	2:43.40
2/27/16	4133	2	MVC, Cedar Falls	8.64	175	1285	570	2:25.21
3/11/16	4003	12	NCAA I, Birmingham	8.64	168	1241	576	2:27.75
12/1/16	dnf	-	Shocker, Wichita	8.90	166	1185	537	dnr
1/27/17	3878	2	UNI Jennett, Cedar Falls	8.71	166	1273	560	2:31.96
2/03/17	3975	2	WSU Wilson, Wichita	8.87	165	1297	577	2:26.48
2/25/17	4054	1	MVC, Cedar Falls	8.68	161	1271	575	2:28.74

Outdoor:

				<u>100</u>	<u>h</u>	<u>w</u>	<u>hj</u>	<u>sp</u>	<u>200m</u>	<u>w</u>	<u>lj</u>	<u>w</u>	<u>jav</u>	<u>800m</u>
3/20/14	4881	4	Rice, Houston	14.50	+0.7	160	1167	26.73	0.0	534	0.0	3932	2:41.57	
4/18/14	5269	1	Oregon R, Eugene	14.55	+1.5	167	1174	26.08	+1.2	559	+2.7	4113	2:29.41	
5/17/14	5064	4	MVC, Carbondale	14.64	+0.4	164	1153	26.22	-0.4	550	+0.2	3805	2:33.25	
5/16/15	5406	2	MVC, Normal	14.13	+0.8	167	1188	25.54	+0.6	551	+1.6	4052	2:25.02	
3/31/16	dnf		Texas R, Austin	14.09	+3.1	163	1201	25.19	+3.8	559	+3.2	4219	dns	
5/14/16	5349	1	MVC, Terre Haute	14.08		164	1218	25.44		564		4152	2:34.11	

PRs: 5406 / 4133

14.09+3.1 175 1285 25.19+3.8 585i 4601 2:25.02

Indoor: 60mH: 8.64

Updated: 3/2/17

TALIYAH BROOKS

DOB: Feb. 8, 1995
POB:
Ht: 5-9
Hometown: Wichita Falls, TX
High School: Rider HS
College: Arkansas'18



2017: SEC indoor runner-up with 4450 effort. **2016:** Won NACAC title in El Salvador. dnf'd at NCAAs and Olympic Trials. 4th at SEC (5855) after breakthrough win at Texas Relays (5991w). Opened indoor campaign with breakthrough PR 4457 effort at home and then placed 2nd at SECs and NCAAs. **2015:** 7th at SECs outdoors with PR 5681 score and upped PR to 5717 for 16th at NCAAs. 1st CE effort was 4155 performance at Razorback and then placed 7th at SECs. **2014:** Competed indoors. **High School:** Injury claimed senior season. **Personal:** daughter of Robert Brooks and Diann Clark. Major in communications and minor in legal studies.

Career:

Indoor:

	<u>60h</u>	<u>hj</u>	<u>sp</u>	<u>lj</u>	<u>800</u>
1/30/15	4155	3	Razorback, Fayetteville	8.39	176 1040 605 2:24.39
2/27/15	4125	7	SEC, Lexington	8.29	178 1110 606 2:34.47
3/14/15	4230	7	NCAA I, Fayetteville	8.54	180 1022 608 2:19.79
1/29/16	4457	2	Razorback, Fayetteville	8.18	178 1140 635 2:19.06
2/27/16	4376	2	SEC, Fayetteville	8.25	178 1180 609 2:19.91
3/26/16	4432	2	NCAA I, Birmingham	8.17	183 1155 618 2:22.59
2/24/17	4450	2	SEC, Nashville	8.14	178 1153 640 2:22.72

Outdoor:

	<u>100</u>	<u>h</u>	<u>w</u>	<u>hj</u>	<u>sp</u>	<u>200m</u>	<u>w</u>	<u>lj</u>	<u>w</u>	<u>jav</u>	<u>800m</u>
3/26/15	5482w	3	Texas R, Austin	13.55+3.9	172 1062	25.22+2.5	618	2702	2:21.89		
5/14/15	5681	7	SEC, Starkville	13.33+0.7	176 1197	24.43+1.8	603+1.8	2768	2:22.73		
6/11/15	5717	16	NCAA I, Eugene	13.39+1.0	166 1168	24.35+3.2	628+1.4	3518	2:25.83		
3/31/16	5991w	1	Texas R, Austin	13.16+2.9	178 1144	24.47+3.1	621+2.1	3685	2:17.66		
5/13/16	5855	4	SEC, Tuscaloosa	13.37+1.7	175 1168	24.16+0.5	629-2.2	3455	2:24.64		
6/11/16	dnf	-	NCAA I, Eugene	13.21+2.0	172 1186	25.98+0.2	withdrew				
7/10/16	dnf	-	USOT/USA, Eugene	13.39-0.1	181 1155	24.85+0.6	nm	3466	dns		
7/16/16	5609	1	NACAC, El Salvador	13.61-0.8	174 1102	24.78-1.9	612-0.3	3699	2:31.36		

PRs: 5991 / 4457

13.16+2.9 183 1197 24.16+0.5 644i 3685 2:17.66

Indoor: 60mH: 8.14

Updated: 3/2/17

LEIGHA BROWN

DOB: September 19, 1994
POB:
Ht: 6-0
Hometown: Edinburg, TX
High School: Economedes HS, TX
College: Arkansas '17



2017: Recorded a pair of career best marks (4257 and 4379) during early indoor season. **2016:** Placed 10th at NCAAs with 5677 PR score. Posted a pair of 5600+ scores at Texas Relays (9th) and SEC (6th). Placed 5th at Razorback indoors and followed with 4th place (4207) score at SEC. 9th at NCAAs indoors. **2015:** 10th at SEC outdoors. Opened outdoor campaign with 5473 PR at Texas Relays. 4th at indoor Razorback with PR 4155 score and then placed 8th at SECs. And 11th at NCAAs. **2014:** 8th at SEC with 5239 PR effort. A javelin no mark thwarted a PR score at Texas Relays. **High School:** State hurdle qualifier as junior and senior. High jump and shot put school record holder. **Personal:** Daughter of Robert and Selena Brown. Majoring in kinesiology.

Career:

Indoor:

				<u>60h</u>	<u>hj</u>	<u>sp</u>	<u>lj</u>	<u>800</u>
1/31/14	3891	4	Razorback, Fayetteville	8.77	173	1081	519	2:18.38
2/27/14	3952	9	SEC, College Station	8.73	172	1137	526	2:17.62
1/30/15	4155	4	Razorback, Fayetteville	8.77	176	1255	530	2:12.59
2/27/15	4059	8	SEC, Lexington	8.67	166	1306	534	2:15.36
3/14/15	4089	11	NCAA I, Fayetteville	8.77	174	1248	540	2:17.11
1/29/16	4132	6	Razorback, Fayetteville	8.61	172	1205	549	2:14.53
2/27/16	4207	4	SEC, Fayetteville	8.54	172	1273	556	2:14.91
3/11/16	4218	9	NCAA I, Birmingham	8.64	171	1311	557	2:13.97
1/27/17	4257	3	Razorback, Fayetteville	8.58	173	1275	577	2:16.23
2/24/17	4379	3	SEC, Nashville	8.41	175	1305	591	2:16.41

Outdoor:

				<u>100 h</u>	<u>w</u>	<u>hj</u>	<u>sp</u>	<u>200m w</u>	<u>lj</u>	<u>w</u>	<u>jav</u>	<u>800m</u>
6/06/13	4791	2	GreatSW, Albuquerque	14.57+0.7		162	1249	25.92+1.8	489+1.8	2893	2:33.58	
3/27/14	4745	20	Texas R, Austin	14.15		172	1140	25.45	523	nm	2:20.30	
5/16/14	5239	8	SEC, Lexington	14.12	0.0	163	1218	25.43+0.5	513+3.4	3330	2:17.94	
3/26/15	5473w	4	Texas R, Austin	13.95+2.2		169	1261	25.33+2.4	537	3439	2:17.21	
5/14/15	5212	10	SEC, Starkville	14.02+0.5		161	1206	25.76+2.0	534+1.8	3366	2:21.33	
3/31/16	5618	9	Texas R, Austin	13.89+3.4		169	1212	24.95+3.8	562+1.7	3615	2:14.95	
5/13/16	5647	6	SEC, Tuscaloosa	13.76+0.1		172	1312	25.17+0.7	536-2.0	3767	2:16.88	
6/11/16	5677	10	NCAA I, Eugene	13.54+3.2		172	1281	24.78+2.0	547+1.2	3646	2:18.73	

PRs: 5677 / 4379

Indoor: 60mH: 8.41

Updated: 3/2/17

13.54+3.2 177 1312 24.78+2.0 591ü 3767 2:12.59

STACEY DESTIN

DOB: November 7, 1996
POB:
Ht: 5-7
Hometown: Boynton Beach, FL
High School: Boynton Beach HS '15
College: Alabama '19




2017: 1st season at Combined Events. Placed 6th at SECs indoors (4166). Also qualified for indoor high jump (3rd-SEC).: **High School:** Florida 4A Track Athlete of the Year in 2014. In 2014 was state 4A 100m, long jump and high jump winner. **Personal:** Daughter of Claire Dameus.

		Career:	
Indoor:		<i>60h hj sp lj 800</i>	
1/27/17	4144 1 Pollock, Clemson	8.62	184 1135 580 2:28.10
2/24/17	4166 6 SEC, Nashville	8.57	181 1088 577 2:21.32
Outdoor:		<i>100 h w hj sp 200m w lj w jav 800m</i>	
PRs:	<i>---- / 4166</i>	14.76	184 1135 598 2:21.32
Indoor: 60mH: 8.57			
Updated: 3/2/17			

GEORGIA ELLENWOOD

DOB: August 5, 1995
 POB:
 Ht: 5-7
 Hometown: Langley, BC, Canada
 High School: Langley Secondary School
 College: Wisconsin '17



2017: Big Ten champ (4122) indoors. **2016:** Career best (5935) while earning 5th at NCAAs. Outdoors scored an early PR (5914) and then placed 2nd at Big Ten affair. Used 4 event PRs for career best 4392 runner-up score at Big Ten and followed with a 4th place at NCAAs and 10th at IAAF world indoor champs. **2015:** 3rd at Big 10 with career best 5714 score. Opened outdoor season with 5575 PR 6th place finish at Sam Adams meet. Big 10 indoor runner-up with 4223 PR and then placed 8th at NCAAs indoors.. **2014:** 12th at NCAAs. As freshman at Wisconsin she was 4th at Bulldog and 6th at Big 10 outdoors. **2013:** 3rd at Pan-Am Junior champs with 5493 PR effort. BC and Canada Jr champion. **2012:** 18th at IAAF World juniors (5262). BC Provincial winner. Canada Youth LJ champ. **2011:** 12th at World Youth champs. BC HS champ. 2010: Named BC Summer Games outstanding athlete. **Personal:** Sociology major.- Has competed in 7 major internationals for Canada.

Career:

Indoor:				<i>60h</i>	<i>hj</i>	<i>sp</i>	<i>lj</i>	<i>800</i>
2/27/15	4223	2	Big Ten, Geneva	8.75	177	1203	588	2:18.55
3/14/15	4184	8	NCAA I, Fayetteville	8.83	174	1158	602	2:18.33
1/30/16	4295	1	UNI Jennett, Cedar Falls	8.77	179	1204	603	2:18.26
2/27/16	4392	2	Big 10, Geneva	8.61	182	1250	590	2:15.70
3/12/16	4390	4	NCAA I, Birmingham	8.56	180	1276	608	2:20.05
3/ /16	4324	10	IAAF WC, Portland	8.64	179	1254	601	2:20.18
1/27/17	4104	1	Black & Gold, Iowa City	8.80	172	1254	571	2:20.67
2/24/17	4122	1	Big Ten, Geneva	8.68	174	1210	547	2:15.75

Outdoor:				<i>100h</i>	<i>w</i>	<i>hj</i>	<i>sp</i>	<i>200m</i>	<i>w</i>	<i>lj</i>	<i>w</i>	<i>jav</i>	<i>800m</i>
6/26/09	4348	1	Pacific Invt, Langley	??	??	169	754	26.55	514	2754	2:24.64		
5/07/11	4616	1	Valley Royals HS, Burnaby	15.93	-2.0	162	905	26.02	-1.1	533	+1.2	3158	2:28.42
5/28/11	4847	1	BC HS Champs, Burnaby	15.19	+1.6	168	913	25.58	-1.3	531	0.0	2998	2:23.82
7/09/11	4592	12	World Youth, Lille	14.46	-2.0	163	867	25.71	-0.4	540	-1.2	3407	2:23.56
7/17/11	4673	1	BC Jamboree, Coquitlam	14.99	-0.3	158	850	26.47	+0.4	522	+0.4	3273	2:23.09
8/07/11	5043	1	Legion Youth, Ottawa	14.52	+0.4	167	814	25.58	+0.2	553	+0.8	3415	2:25.67
5/16/12	5198	1	qualifier, Whitworth	15.18		165	1035	25.37		560		3793	2:20.07
5/26/12	4995	1	BC Provincial, Burnaby	14.92		162	974	25.62		530		3730	2:26.14
7/13/12	5262	18	IAAF WJrC, Barcelona	14.76	-1.1	166	999	25.18	-2.3	573	+3.2	3602	2:19.98
4/18/13	5288	4	Mt Sac R, Azusa	14.93	-1.5	173	1108	25.47	-1.1	575	+2.5	3334	2:22.65
5/11/13	5248	2	Spring, Calgary	15.10	-1.3	166	1094	25.05	-0.4	561	+2.8	3774	2:22.84
6/01/13	5296	1	BC HS Champs, Langley	15.11	-2.7	174	1085	25.53	-1.0	567	0.0	3482	2:19.94
7/14/13	5461	1	Canada Jr, Ste Therese	14.40	+1.2	176	1076	25.24	-0.1	547	-0.3	3789	2:18.20
8/25/13	5493	3	Pan Am Jr, Medellin	14.43	nwi	174	1044	24.87	+0.6	581	+0.6	3561	2:18.80
4/11/14	5400	6	Bulldog, Athens	14.60	+1.0	168	1108	25.33	+2.3	569	0.0	3722	2:18.24
5/17/14	5383	4	Big 10, W Lafayette	14.31	-0.3	173	1061	26.04	+0.2	574	+0.7	3605	2:19.43
6/13/14	5480	12	NCAA I, Eugene	14.19	+0.3	178	1065	25.14	+1.3	563	-3.3	3325	2:17.82
4/04/15	5575	6	Sam Adams, S Barbara	14.38	0.0	175	1129	24.99	+0.3	568	+0.3	3832	2:18.52
5/20/15	5714	3	Big Ten, E Lansing	14.02	+1.7	176	1192	24.88	-0.3	586	+1.0	3670	2:18.46
6/11/15	5786	10	NCAA I, Eugene	14.11	+0.1	175	1140	24.45	+2.2	608	+1.8	4004	2:21.31
4/07/16	5914	3	Bulldog, Athens	14.02	+3.2	178	1267	25.13	-0.1	609	+3.0	4202	2:20.16
5/14/16	5677	2	Big 10, Lincoln	13.97	+2.8	171	1226	24.90	+2.6	576	+1.9	3990	2:20.89
6/11/16	5935	5	NCAA I, Eugene	13.81	+3.2	175	1236	24.60	+2.0	611	+0.4	3967	2:17.29
6/18/16	5814	4	Pan Am Cup, Ottawa	14.85	0.0	179	1191	24.58	0.0	598	+1.2	4196	2:17.55

PRs: 5935 / 4392
 Indoor: 60mH: 8.56
 Updated: 3/2/17


13.81+3.2 182 1276 24.45+2.2 619+1.9 4242 2:15.70

MELISSA-MAREE FARRINGTON

DOB: May 28, 1995
POB:
Ht: 5-7
Hometown: Chester Hill, AUS
High School: Trinity Catholic College
College: Nebraska '17
Florida State



Ch



2017: Placed 3rd at ACC indoors with career best 4086 score. **2016:** Transfer to Florida State. Won ACC outdoor title with career best 5735 score. **2015:** Won Husker-Sevigne pentathlon indoors with 4081 PR score. **2014:** 7th indoors and dnf 'd outdoors at Big Ten CEs. **2012:** 17th at IAAF World Junior champs in Barcelona (5300 pts). **High School:** Australian Junior heptathlon champions from 2010-2013. **Personal:** daughter of Kelvin and Gina Farrington. Major in advertising.

Career:

Indoor:				<u>60h</u>	<u>hj</u>	<u>sp</u>	<u>lj</u>	<u>800</u>
2/28/14	3860	7	Big Ten, Geneva	8.71	161	1166	568	2:25.49
2/06/15	4081	1	Husker, Lincoln	8.41	172	1146	585	2:25.63
2/27/15	4026	3	Big Ten, Geneva	8.59	168	1121	590	2:26.27
1/30/16	3228	9	Razorback, Fayetteville	8.46	166	1090	586	dnf
2/25/16	4082	2	ACC, Roxbury	8.34	171	1110	583	2:24.51
1/27/17	4056	2	Pollack, Clemson	8.43	169	1185	587	2:27.75
2/23/17	4086	3	ACC, South Bend	8.48	170	1130	588	2:23.10

Outdoor:				<u>100</u>	<u>h</u>	<u>w</u>	<u>hj</u>	<u>sp</u>	<u>200m</u>	<u>w</u>	<u>lj</u>	<u>w</u>	<u>jav</u>	<u>800m</u>
4/01/11	5218		NC, Perth											
5/09/11	5109	10	W Youth(u18), Lille	13.95	0.0	163	941	25.88-0.4	571+1.1	3508	2:27.90			
7/13/12	5300	17	IAAF W Jr, Barcelona	14.09-1.0	163	1153	25.13-0.9	590+0.2	3187	2:27.29				
4/17/14	5215	5	Mt Sac R, Walnut	14.18+0.3	160	1112	25.80+0.7	586	0.0	3377	2:25.29			
4/16/16	5355	1	Invt, Charlotte	13.92+2.0	174	1095	25.82+0.5	587+2.2	3668	2:34.03				
5/14/16	5735	1	ACC, Tallahassee	13.40+0.5	170	1116	24.88-0.3	588+0.8	4051	2:20.16				

PRs: 5735 / 4086 13.40+0.5 174 1185 24.60+0.9 603 4191 2:20.16

Indoor: 60mH: 8.34

Updated: 3/2/17

LOUISA GRAUVOGEL

DOB: September 28, 1996
 POB:
 Ht: 5-8
 Hometown: Saarbrücken, GER
 High School: Gymnasium am Rothenbühl
 College: Georgia'20



2017: 5th at SEC indoors (4187). **2016: High School:** 2015 Euro Jr Bronze medalist in heptathlon. 5th at World junior hept in Eugene. **Personal:** Coach is Marlen Buder. Daughter of Gerd and Katja Grauvogel. Major in Biochemistry.

Career:

Indoor:		<u>60h</u> <u>hj</u> <u>sp</u> <u>lj</u> <u>800</u>					
1/26/13	3646^						
2/02/14	3860^	Frankfurt (Kalbach)	8.70	166	1164	570	2:30.72
1/27/17	3956	4 Razorback, Fayetteville	8.67	164	1236	568	2:25.16
2/24/17	4187	5 SEC, Nashville	8.41	163	1271	598	2:19.69

Outdoor:		<u>100</u> <u>h</u> <u>w</u> <u>hj</u> <u>sp</u> <u>200m</u> <u>w</u> <u>lj</u> <u>w</u> <u>jav</u> <u>800m</u>									
6/09/13	5692^	Bernhausen	13.88+1.5	164	1305	24.65+1.0	568	0.0	4465	2:24.06	
7/13/13	5581^	3 IAAF W Youth, Donetsk									
7/22/14	5621^	5 IAAF World Jr, Eugene	14.02+1.1	167	1212	24.85-0.5	570-0.6	4049	2:20.18		
6/07/15	5747	1 NC u20, Bernhausen	14.03	0.0	169	1238	24.68-1.0	579	0.0	4089	2:17.42
5/22/16	5682	3 Marburg	14.05-1.3	168	1259	24.80-0.9	584+1.2	4009	2:21.30		

PRs: 5747 / 4187 **13.71+1.5** **174** **1271** **24.62+1.3** **591i** **4356** **2:17.42**

Indoor: **60mH:** 8.41

Updated: 3/2/17 ^-international junior implements/hurdles.

HOLLY HANKENSON

DOB: June 4, 1995
POB:
Ht: 5-9
Hometown: Decatur, IN
High School: Belmont HS '14
College: Arkansas/Louisville '19



2017: ACC runner-up with 4151 PR effort. **2016:** 5th indoors and 4th outdoors at ACC champs. PR is 5333. Transferred from Arkansas where she played volleyball in 2014. **2015: High School:** All-state and all-NHC selection in four different track events...holds four school records (100m hurdles, 300m hurdles, long jump, and 4x4 relay) at Belmont High School...placed in state ten different times. **Personal:** Daughter of Steve and Bridget Hankenson. Major is undecided.

Career:

Indoor:

					<u>60h</u>	<u>hj</u>	<u>sp</u>	<u>lj</u>	<u>800</u>
2/05/16	3903	2	Akron Invt, Akron		8.62	156	1136	568	2:17.99
2/25/16	4009	5	ACC, Roxbury		8.55	159	1148	566	2:14.01
1/12/17	3980	1	Indiana U R, Bloomington		8.69	158	1160	564	2:13.38
2/23/17	4151	2	ACC, South Bend		8.50	164	1154	586	2:13.56

Outdoor:

					<u>100h</u>	<u>w</u>	<u>hj</u>	<u>sp</u>	<u>200m</u>	<u>w</u>	<u>lj</u>	<u>w</u>	<u>jav</u>	<u>800m</u>
4/22/16	5333	1	Lyles-Wood, Louisville		14.26	+1.5	155	1175	25.00	+0.8	597	+1.7	2857	2:15.10
5/14/16	5222	4	ACC, Tallahassee		14.35	+0.8	158	1139	25.19	-0.3	556	0.0	2993	2:14.57

PRs: 5333 / 4151

14.23+1.0 164 1274 25.00+0.8 605+0.1 29993 2:13.38

Indoor: 60mH: 8.50

Updated: 3/2/17

KELSEY HERMAN

DOB: 1996
POB:
Ht: 5-9
Hometown: Crosset, Ark
High School: Crosset HS '14
College: Arkansas '19



2017: Placed 4th a SEC indoors after PR 4278 early season score. **2016:** 9th indoors (3945) and 7th outdoors (5495) at SEC champs. **2015:** Redshirt year. **High School:** Hold 4 individual Arkansas state records. 6-1 high jump PR. **Personal:** Daughter of Maurice and Daphne Herman.

Indoor:		Career:										
		<u>60h</u>	<u>hj</u>	<u>sp</u>	<u>lj</u>	<u>800</u>						
1/29/16	3868	7	Razorback, Fayetteville	8.55	172	1073	567	2:32.95				
6/26/16	3945	9	SEC, Fayetteville	8.33	181	976	557	2:32.24				
1/27/17	4278	2	Razorback, Fayetteville	8.52	179	1238	617	2:28.55				
2/24/17	4226	4	SEC, Nashville	8.46	178	1200	587	2:23.51				
Outdoor:				<u>100 h</u>	<u>w</u>	<u>hj</u>	<u>sp</u>	<u>200m w</u>	<u>lj</u>	<u>w</u>	<u>jav</u>	<u>800m</u>
3/31/16	5372	11	Texas R, Austin	13.61+3.4	166	1089	24.43+3.1	603+2.7	3047	2:32.71		
4/23/16	5489	1	McDonnell, Fayetteville	13.60+0.2	170	1148	24.43	548+0.1	33:71	2:22.47		
5/13/16	5495	7	SEC, Tuscaloosa	13.31+1.7	163	1131	23.57+0.5	570-0.3	3090	2:25.13		
PRs: 5495 / 4278				13.31+1.7 185 1238 23.57+0.5 624 0.0 3371 2:22.47								
Indoor: 60mH: 8.33												
Updated: 3/3/17												

ZOE HUGHES

DOB: February 1, 1998
POB:
Ht: 5-9
Hometown: Hornchurch, England
High School: Kings College School. GBR
College: Harvard'20
Club: Haverling



2017: Won Ivy/Heptagonals title with 4093 PR effort: **2016:** England u20 winner outdoors(4971) and 4th indoors. 2015: 21st at IAAF World Youth Champs hept. with 5208 score. PR 5309 u20 heptathlon. **2010-2014.** Extensive Youth and junior career included 16 CE meets and over 400 individual events. **Personal:** Full name: Michelle Hughes.

Career:

Indoor:		<u>60h</u> <u>hj</u> <u>sp</u> <u>lj</u> <u>800</u>						
1/15/12	2513	6	SEAA u15, Lee Valley	9.90	140	834	427	2:45.66
3/25/12	2616	3	u15 Open, Lee Valley	9.8h	131	840	477	2:50.0
1/13/13	2875	7	S England CE, Lee Valley	9.32	148	785	475	2:51.29
1/12/14	3106	2	u17 S England, Lee Valley	8.85	151	935	471	2:40.78
12/13/14	3538	4	u17 Scottish Sch, Emirates	9.07	168	1085	491	2:29.96
12/20/15	3643	1	S England CE, Lee Valley	9.06	168	1036	550	2:32.43
1/09/16	3577	4	Eng u20, Sheffield	8.99	163	1011	544	2:31.42
1/14/17	3702	1	Harvard Multis, Cambridge	8.93	166	1037	548	2:27.15
1/20/17	3769	4	McCravey, Lexington	8.86	167	1011	551	2:23.86
2/25/17	4093	1	Heptagonals, NYC Armory	8.71	164	1207	607	2:21.62

Outdoor:		<u>100h</u> <u>w</u> <u>hj</u> <u>sp</u> <u>200m</u> <u>w</u> <u>lj</u> <u>w</u> <u>jav</u> <u>800m</u>											
5/30/12	2593	1	EssexSchools, Chelmsford	12.2h		147	785		449			2:43.2	pent
5/12/13	dnf	-	Woodland Green CE	11.96-0.8		145	827	25.22+1.2					withdrew
9/22/13	4069	11	E SchoolsCE, Birmingham	12.21-2.9		152	877	25.94-0.4	505-0.4	1959	2:47.40		
6/29/14	4784	2	ESAA SchoolsCE, Corby	11.5h		166	1020	25.6h	509	3219	2:33.2h		
9/21/14	4841	w 2	Engl SchoolsCE, Boston	11.59		170	1006	25.76-0.2	515+3.6	3130	2:33.46		
5/24/15	5307	1	Eng u20 Champs, Bedford	14.15-0.1		170	1192	25.26-1.2	565-0.9	2963	2:24.64		
7/18/15	5208	21	IAAF World Youth, Cali	13.91+0.7		164	1180	25.18-0.5	560+1.2	2957	2:27.91		
5/15/16	4926	3	International, Arona, ESP	14.80	0.0	168	959	25.77-1.4	586-0.1	2574	2:25.55		
6/05/16	4971	1	Eng u20, Bedford	14.94	0.0	163	1015	25.81-1.7	561-1.9	2655	2:22.65		

PRs: 4971 / 4093 14.43-0.5 170 1207 25.77-1.4 607i 2:21.62

Indoor: 60mH: 8.71

Before 2017 international junior, or u 17 or u15 throwing implements/hurdles used.

ROSE JACKSON

DOB: 1996
 POB:
 Ht: 5-7
 Hometown: Willmar, MN
 High School: Willmar HS
 College: North Dakota St'17



2017: Summit League indoor champ with PR 4077 effort. **2016:** 4th indoors and 2nd outdoors at Summit league. Achieved career best score (5269) for 11th at Mt Sac Relays. **2015:** Summit League 3rd indoors and outdoor champ. **2014:** Summit League outdoor runner-up, then placed 4th at USA Juniors. **High School:** Four-year letter winner and two-time captain in track and field. Captain and 3 year letter-winner for the Cardinals' swimming team. **Personal:** Daughter of Linda Jackson. Major is mathematics.

Indoor:				Career:												
				<i>60m h j sp lj 800m</i>												
12/6/13	2648	10	Dakota Duals, Fargo	12.96	147	858	552	2:32.88								
2/07/14	3437	2	Thundering Herd, Fargo	9.67	150	994	573	2:25.76								
2/28/14	3255	4	Summit Lea, Fort Wayne	9.76	147	978	541	2:22.88								
12/6/14	3668	1	Dakota Duals, Fargo	9.25	155	1125	587	2:28.62								
2/27/15	3553	3	Summit Lea, Fargo	9.47	158	1165	499	2:19.34								
12/4/15	3241	6	Dakota Classic, Fargo	11.93	152	1158	579	2:22.93								
1/29/16	3777	3	Johnson, Minneapolis	9.18	154	1261	572	2:23.89								
2/26/16	3452	4	Summit Lea, Ft Wayne	9.21	152	1144	555	2:37.35								
12/2/16	3799	1	Dakota Classic, Fargo	9.32	164	1205	564	2:24.21								
2/03/17	3910	1	Bison Open, Fargo	9.16	157	1275	604	2:24.86								
2/24/17	4077	1	Summit Lea, Brookings	9.05	160	1270	599	2:15.34								
Outdoor:				<i>100 h w h j sp 200m w lj w jav 800m</i>												
5/14/14	4864	5	Big Sky, Flagstaff	13.53+3.4	163	897	24.97+1.2	562nwi	1928	2:30.74						
3/28/14	4522	8	UC-R, Riverside	16.49	0.0	150	981	24.75	0.0	535	0.0	2692	2:25.98			
4/17/14	4872	14	Cal Invt, Azusa	16.11-1.0	157	956	24.87+1.2	608+0.6	2572	2:21.74						
5/16/14	4950w	2	Summit League, Fargo	15.29+2.8	155	970	24.53+2.0	581+1.7	2976	2:24.43						
6/26/14	5025jr	4	USA Jr, Sacramento	15.15+3.7	148	973	24.08-0.1	577+3.1	3022	2:17.49						
3/26/15	4945	3	UCR Spring, Riverside	15.51-1.8	154	1157	24.42-1.4	541+0.7	2779	2:20.12						
5/14/15	4737	1	Summit Lea, MaComb	15.30+1.2	148	1166	24.70+2.6	541	0.0	3069	2:36.17					
3/25/16	5240	2	UCR Spring, Riverside	14.90-1.2	151	1204	24.02+0.2	578+1.3	3128	2:19.78						
4/14/16	5269	11	Mt Sac R, Azusa	15.07-0.3	157	1192	24.01+2.2	569	0.0	2926	2:15.86					
5/13/16	4685w	2	Summit Lea, Greenfield	15,31+0.8	148	1116	24.44+4.5	564+7.1	2555	2:37.15						

PRs: 5269 / 4077

14.90-1.2 164 1275 24.01+2.2 608+0.6 3128 2:15.34

Indoor: 60mH: 9.05.

Updated: 3/4/17

NIKKI LARCH-MILLER

DOB: August 14, 1994
POB:
Ht: 5-6
Hometown: San Diego, CA
High School: Torrey Pines HS
College: Wichita State '17



2017: Won local Wilson meet with PR 4121 score indoors. **2016:** Did not compete. **2015:** Runner-up at Cal Invt with 5812 score followed by 8th place at NCAAs. **2014:** **2013:** Redshirt indoors. 3rd MVC outdoors (5000). **High School: Personal:** Communications major. Twin sister also runs for Wichita St.

Career:

Indoor:				<u>60h</u>	<u>hj</u>	<u>sp</u>	<u>lj</u>	<u>800</u>						
2/01/13	3294	6	Varsity Apts, Wichita	8.77	142	1105	486	2:30.99						
3/01/14	3996	1	MVC, Cedar Falls	8.57	165	1123	557	2:16.66						
1/30/15	3983	1	Jennett, Cedar Falls	8.56	162	1136	583	2:21.50						
2/28/15	3797	2	MVC, Cedar Falls	8.44	159	1099	588	2:34.64						
12/1/16	3888	1	Shocker, Wichita	8.48	163	1130	561	2:25.58						
1/26/17	4085	1	UNI Jennett, Cedar Falls	8.42	166	1152	586	2:21.11						
2/03/17	4121	1	Wilson, Wichita	8.27	162	1198	584	2:19.30						
Outdoor:				<u>100</u>	<u>h</u>	<u>w</u>	<u>hj</u>	<u>sp</u>	<u>200m</u>	<u>w</u>	<u>lj</u>	<u>w</u>	<u>jav</u>	<u>800m</u>
3/20/13	4792	2	Rice U, Houston	14.29			146	1031	25.14		539		3128	2:30.68
5/11/13	5000	3	MVC, Des Moines	14.56			157	1158	24.80		526		3191	2:27.84
4/10/14	5281w	1	Woodmans, Wichita	13.90+3.1			156	1072	24.24+4,8		545+3.8		3789	2:25.48
5/17/14	5265	2	MVC, Carbondale	14.06			155	1047	24.43		576		3706	2:23.44
4/16/15	5812	2	Cal Invt, Azusa	13.63-0.2			159	1159	23.23+3.5		598+1.3		3954	2:16.92
6/11/15	5806	8	NCAA I, Eugene	13.15+0.9			166	1053	23.36+3.2		595+1.6		3793	2:19.63

PRs: 5812 / 4121

Indoor: 60mH: 8.22

Updated: 3/4/17

13.15+0.9 166 1198 23.23+3.5 613+2.3 4003 2:16.66

NINA SCHULTZ

DOB: November 12, 1998
POB:
Ht: 5-10
Hometown: New Westminster, CAN
High School: New West Secondary School '16
College: Kansas St '20



2017: As freshman won Husker Invt in Lincoln with 4271 PR effort. **2016:** 6th at IAAF World junior champs (5639). **2015: 2014: High School:** 13x Provincial High School, champion and Canadian nation high school record holder in heptathlon. **Personal:** Daughter of Debra Duan. Majoring in Animal Sciences. Grandfather was China's national high jump champ and Grandmother (Zheng Fengrong, back in China) was world high jump record holder (1.77m) in 1957.

Career:

Indoor			<u>60h</u> <u>hj</u> <u>sp</u> <u>lj</u> <u>800</u>							
12/9/16	3874	1	Robinson, Manhattan	8.67	170	1196	550	2:30.94		
1/20/17	4042	1	Dodds, Manhattan	8.60	178	1111	565	2:25.70		
2/03/17	4271	1	Husker, Lincoln	8.44	174	1211	599	2:19.95		

Outdoor:			<u>100h</u> <u>w</u> <u>hj</u> <u>sp</u> <u>200m</u> <u>w</u> <u>lj</u> <u>w</u> <u>jav</u> <u>800m</u>								
5/31/14	4655	1	BC HS Champs	14.92		159	951	26.55	572	2576	2:31.81
6/15/14	5105		Langley	14.73+1.9	178	1180	26.42-1.0	536-1.0	3166	2:29.20	
3/28/15	4894		UBC Open, Vancouver								
5/23/15	5046	11	Abbotsford, BC								
6/20/15	5233					177					
7/18/15	5406	11	IAAF World Youth, Cali	14.13-1.2	179	1157	25.64 0.0	538+0.1	3905	2:29.14	
5/27/16	5501	1	BC HS Multis	13.98+0.6	180	1154	25.26 +0.1	561+2.0	3717	2:29.18	
7/22/16	5639	6	IAAF World Jr Bydgoszcz	14.13+1.7	177	1153	24.79+2.6	557-0.4	4284	2:24.74	

PRs: 5639jr / 4271 13.98+1.2 180 1211 612 25.26+0.1 4285 2:19.95
Indoor: 60mH: 8.33
Updated: 3/4/17

JACLYN SIEFRING

DOB:

POB:

Ht: 5-6

Hometown: Covington, OH

High School: Covington HS '14

College: Akron '18



2017: Repeated as Mid-American champ indoors. **2016:** Placed 12th at NCAAs. Mid-American indoor & outdoor CE champ, 4215 & 5412. PR at Texas Relays (5627). 10th at NCAA indoors. **2015:** Mid-American runner-up indoors (3796) and out (5377). **High School: Personal:**

Career:

Indoor:

					<u>60h</u>	<u>hj</u>	<u>sp</u>	<u>lj</u>	<u>800</u>
2/16/15	3726	2	Akron Invt, Akron		8.91	160	1036	547	2:18.99
2/27/15	3796	2	Mid-American , Lansing		8.91	157	1152	565	2:22.30
2/06/16	4089	1	Akron Invt, Akron		8.69	159	1204	594	2:14.92
2/27/16	4215	1	Mid-American, Akron		8.67	166	1274	605	2:17.79
3/12/16	4162	10	NCAA I, Birmingham		8.76	165	1225	584	2:12.60
2/03/17	4204	1	Akron Invt, Akron		8.58	165	1215	605	2:16.43
2/24/17	4041	1	Mid-America, Ypsilanti		8.66	164	1287	579	2:23.92

1

Outdoor:

					<u>100h</u>	<u>w</u>	<u>hj</u>	<u>sp</u>	<u>200m</u>	<u>w</u>	<u>lj</u>	<u>w</u>	<u>jav</u>	<u>800m</u>
4/16/15	5269	6	Cal Invt, Azusa		14.56	0.0	156	1090	24.98+3.5	576+1.3	3334			2:15.60
5/15/15	5377	2	Mid-American, Muncie		14.25+0.4		160	1116	24.63+2.5	565+1.3	3601			2:19.06
3/31/16	5627	8	Texas R, Austin		14.19+3.1		160	1176	24.84+3.1	597+2.4	3959			2:14.96
5/12/16	5412	1	Mid-American, Toledo		14.06+0.3		167	1161	24.62+1.3	581-0.5	3452			2:28.37
6/11/16	5626	12	NCAA I, Eugene		13.91+0.4		163	1135	24.97+2.0	598+0.2	3721			2:14.57

PRs: 5627 / 4215

13.91+0.4 167 1287 24.62+1.3 623+2.7 3959 2:12.60

Indoor: 60mH: 8.58

Updated: 3/4/17

KENDELL WILLIAMS

DOB: June 14, 1995
 POB:
 Ht: 5-8
 Hometown: Marietta, GA
 High School: Kell HS (GA) '13
 College: Georgia '17



2017: Won 3rd SEC indoor crown (4686). **2016:** Was NCAA outdoor winner and then place 3rd at US Olympic Trials then 17th at Rio games.. Won 3rd consecutive NCAA indoor pentathlon in Birmingham (4703). Won SEC after 4558 Razorback win indoors. **2015:** Runner-up at NCAA with PR 6223 score. SEC runner-up with 2nd 6k score. Won NCAA indoor title with collegiate record 4678 effort. McCravey (4609) winner and SEC champion with 4519 total. **2014:** Won NCAA title despite fall in 800m. Opened outdoor season with 6018 PR in Athens and then captured SEC title. Set world junior record (4635 points) to win NCAAAs indoors. Opened college career with New Mexico indoor pentathlon wins, 4302 score breaking US Jr record. Runner-up at SEC indoors. **2013:** National Gatorade HS Athlete of Year. National Jr champion and Pan-Am Jr champion with PR 558s score. **2012:** 2nd at '12 USA Jr hept and 8th at IAAF World Champs hept in Barcelona. **High School:** Won 3 state titles for a career 11 state Ga State HS titles. **Personal:** Parents are Blane (also coach) and Terri Williams.

Career:

Indoor:				<u>60mh</u>	<u>hj</u>	<u>sp</u>	<u>lj</u>	<u>800m</u>					
3/10/12			New Balance Nat, NYC Armory										
3/09/13	4068	1	New Balance Nat, NYC Armory	8.43	182	1063	580	2:31.63					
1/24/13	4302	1	NMU Cherry & Silver, Albuquerque	8.40	181	1121	625	2:26.64	AJrR				
2/27/14	4283	2	SEC, College Station	8.27	181	1060	598	2:20.88					
3/15/14	4635	1	NCAA I, Albuquerque	8.21	188	1205	632	2:17.31	WJrR				
1/23/15	4609	1	McCravey, Lexington	8.23	185	1277	646	2:22.89					
2/27/15	4519	1	SEC, Lexington	8.30	181	1218	641	2:20.56					
3/14/15	4678	1	NCAA I, Fayetteville	8.10	183	1224	653	2:17.30	CR				
1/29/16	4558	1	Razorback, Fayetteville	8.26	187	1251	638	2:24.96					
2/27/16	4420	1	SEC, Fayetteville	8.26	178	1132	626	2:17.98					
3/12/16	4703	1	NCAA I, Birmingham	8.09	186	1355	635	2:20.47					
3/18/16	4586	6	IAAF WC, Portland	8.31	185	1345	630	2:22.82					
1/27/17	4476	1	Razorback, Fayetteville	8.17	182	1205	620	2:21.28					
2/24/17	4686	1	SEC, Nashville	8.04	184	1266	649	2:19.65					
Outdoor:				<u>100 h</u>	<u>w</u>	<u>hj</u>	<u>sp</u>	<u>200m w</u>	<u>lj</u>	<u>w</u>	<u>jav</u>	<u>800m</u>	
6/29/11	5225	1	Nr Olympic, Myrtle Beach										[w/ 76.2cm hurdles]
8/01/11	5170	1	Nat AAU, New Orleans	13.50+1.5	170	801	24.44-0.4	583+0.3	2526	2:26.19			
6/01/12	5383	1	GreatSW, Albuquerque	13.73-0.1	185	961	24.79-2.6	618 nwi	2310	2:32.41			
6/ /12	5481	2	USA Junior, Bloomington	13.73-0.3	181	985	24.82-0.6	616+1.4	2866	2:29.47			
7/13/12	5578	8	IAAF World Jr, Barcelona	13,74-0.1	181	1070	24.94-1.5	611+2.9	3048	2:26.60			
6/20/13	5481	1	USA Jr, Des Moines	13.35+2.4	175	1060	24.63+0.9	588-0.2	3207	2:31.54			
8/25/13	5570	1	Pan-Am Jr, Medellin	13.48nwi	177	1049	24.84+0.6	615+1.2	3140	2:28.43			
4/11/14	6018	1	Bulldog, Athens	13.32+1.0	183	1259	24.58-0.5	593 0.0	3815	2:18.86			
5/16/14	5877	1	SEC, Lexington	13.32+0.4	178	1223	24.32+3.1	624+1.8	3123	2:21.94			
6/13/14	5854	1	NCAA I, Eugene	12.99+1.8	178	1189	24.30-1.2	613-0.5	3483	2:28.59			
4/23/15	dnf	-	Drake R, Des Moines	13.42+2.2	nm		withdrew						
5/14/15	6003	2	SEC, Starkville	13.31+0.7	182	1159	24.26+1.8	634+2.4	3685	2:24.08			
6/11/15	6223w	2	NCAA I, Eugene	13.08+1.0	181	1241	23.67+3.2	643+3.3	3874	2:22.43			
4/07/16	5957w	2	Bulldog, Athens	13.39+3.2	181	1283	24.41-0.1	611+3.4	3551	2:23.36			
6/11/16	6225	1	NCAA I, Eugene	12.83+1.4	178	1266	23.78+2.0	613+0.1	4030	2:17.89			
7/10/16	6402	3	USOT/USA, Eugene	12.99-0.1	184	1295	23.67-1.6	620+0.2	4221	2:15.31			
8/13/17	6221	17	Olympic G, Rio de Janerio	13.04 0.0	183	1121	24.09-0.1	631+0.2	4093	2:16.24			

PRs: 6402 / 4703 12.83+1.4 188 1355 23.67-1.6 654i 4221 2:15.31

Indoor: 55mH: 7.93, 60m H: 8.04

Updated: 3/4/17

ALTERNATES:

PAYTON WADE

DOB: POB:

Ht: 5-6

Hometown: Aurora, IL

High School: Aurora Christian

College: Maryland '18

Qualifier: 2/24/17 4059 2 Big 10, Geneva 8.50 180 980 579 2:24.59

PRs: 4059 / 5324'16 8.50 180 1001 584 2:22.97



DALLYSSA HUGGINS

DOB: POB:

Ht: 5-9

Hometown: Markham, Ontario

High School: Bill Crothers Secondary School

College: Maryland '20

Qualifier: 2/03/17 4025 3 Seignye/Husker, Lincoln 9.43 171 1357 535 2:13.53

PRs: 4025 / ----- 9.28 176 1357 535 2:11.07

